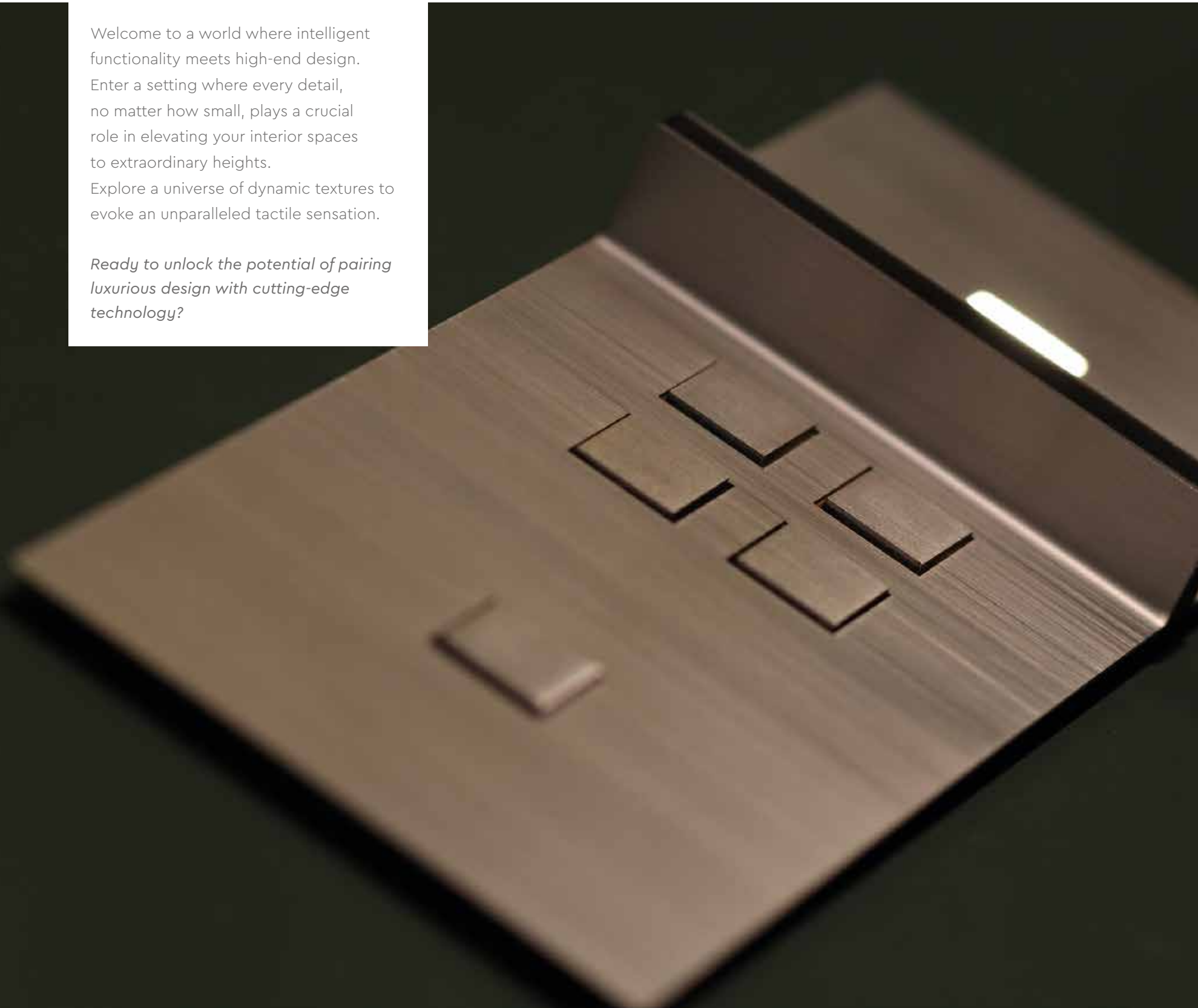


Lithoss

DESIGNED PURENESS



Welcome to a world where intelligent functionality meets high-end design. Enter a setting where every detail, no matter how small, plays a crucial role in elevating your interior spaces to extraordinary heights. Explore a universe of dynamic textures to evoke an unparalleled tactile sensation.

Ready to unlock the potential of pairing luxurious design with cutting-edge technology?

Index

Our Story	p4
Synergy with TAL	p8
Online product & price configurator	p12
Floating	p14
Pixel	p18
Select	p22
Cockpit	p34
Cosmopolitan	p46
Roomcontroller	p50
Aesteem	p52
Dimmers	p56
Sockets	p62
Luminaires	p76
Ipad Canvas	p86
Did you know?	p88
Sneak Peek	p90
Hotel Specials / Door handles	P92
Arpi Floorsockets	p98
Technical Guide	p112

Lithoss


Mastery in Belgium

Lithoss's commitment to quality is what sets us apart from the rest. With over 20 years of experience, we meticulously manufacture each product in Belgium, utilizing premium materials to exceed expectations and maintain the superior craftsmanship that embodies Belgian excellence.

What truly distinguishes Lithoss is the boundless array of possibilities we offer. From functionality to finish, installation options to personalization, our products cater to every preference. Whether it's selecting a specific finish, customizing with a personal engraving, or integrating an assorted door handle, Lithoss tailors to your individual style, drawing inspiration directly from you.

In addition to aesthetics, Lithoss caters to diverse needs with a comprehensive range of product variations. From switches and sockets to USB chargers, sensors and thermostats – all designed to integrate smoothly with advanced automation technology – we provide solutions that transcend mere functionality.

Furthermore, we offer compatibility with various home and building automation systems such as KNX and Casambi, ensuring seamless integration and enhancing the functionality of your space.



Design, Exploration & *Craftsmanship*

Our unique, handcrafted products showcase our dedication to quality and love for design. We are always on the move, staying updated with the latest trends in interior design, architecture, lighting, home automation and lifestyle. This continuous exploration for innovation has enabled us to stay ahead of the curve and surpass common quality standard for over twenty years.



Elements *of pureness*

Celebrate the essence of pure design with Lithoss, where compromise finds no place. Our sleek and minimalist designs underscore the allure of even the smallest Lithoss button. Crafted from exclusive Belgian materials, our products capture the essence of enduring quality. Explore the exceptional solidity of these materials, ensuring quality that stands the test of time. Welcome to a world where Lithoss elevates every detail to a standard of timeless sophistication.



Is it any wonder that the Lithoss designs have won several awards?



Living *Textures*

The living
textures
create rich,
subtle accents
in any interior

Unique, hand-made products

Touching a Lithoss switch, socket, or dimmer is to connect with the very essence of Lithoss. You'll immediately sense the quality sensation of raw and authentic materials. Each surface feels vibrant yet subtle, as if delicately brushed by an artist's hand. These rich textures are meticulously crafted through manual processes, such as sanding, polishing, and galvanic treatments in etching baths. Treated with care and attention, they will interact with light; creating a dynamic interplay of color and perception that shifts with the angle and intensity of illumination.



Synergy *with TAL*

Joined through the exclusive use of premium materials such as anodised or powdercoated aluminium, the integration of switches, sockets and lighting forms a unified harmony within your design concept. It's a testament to our commitment to holistic design, elevating it to new heights with Lithoss and TAL working in tandem.


Check out our luminaires collection to find examples of that perfect synergy between our sister companies such as the beautiful berrier swivel on page 69.




Nobel elbow + cockpit



scan for the TAL
website



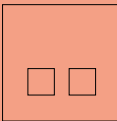
Lithoss and TAL are the perfect match not only because of matching Textured paint but also due to the new Brushed Anodic finishes.



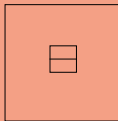
Microscoop + Dimmer

Endless *possibilities*

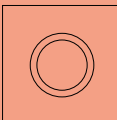
Infinite potential unfolds as our customers explore the diverse combinations available, each contributing to the creation of Lithoss's distinctive and exclusive character.



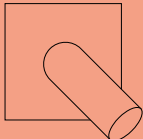
Switch



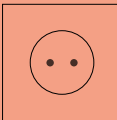
USB
charger



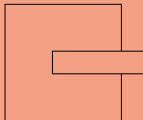
Dimmer




Luminaire



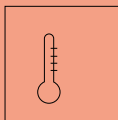
Socket
Round



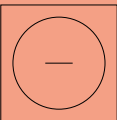
Doorhandle



Socket
Square



Thermostat



Floor
socket

... and much
more



Void USB A+C / Brushed Brass



Cockpit / Copper



Lithoss products effortlessly enhance any setting, whether as standalone pieces or grouped together in perfect harmony with architectural spaces. The practically limitless combinations available to our customers contribute to Lithoss' unique character, offering versatility in functionality, finish, installation methods (recessed or surface-mounted), combination options, and personalization

Dimmer / Copper

Your ideal configuration

How to find your way in this ocean of possibilities? Easy: we navigate you with our online configurator. Step by step we take you towards your ideal personalised switch or socket.

1. CHOOSE YOUR COLLECTION

2. CHOOSE YOUR FRAME

The first steps guide you through the technical options. You can choose from one single frame up to a fourfold frame and then fill up each frame with modules of your choice.

3. CHOOSE THE MODULES

Two switches, one socket and a USB charger? Consider it done. One USB, a luminaire and a socket? You choose, we produce.



Our combination options go wherever your inspiration and functional wishes take you.



CONFIGURATION SHOWN



Switch Cockpit + Dimmer

4. CHOOSE YOUR FINISH

The visual options are equally important. Stainless steel, Matt Black, Tin Antique ... what preference for colour and finish suits you most? Discover them all via our online configurator.

NEW

Floating

Mind the gap.

Design by Lithoss Design Studio

The classic Lithoss switch, known for its iconic design, receives a sophisticated refresh while maintaining its signature elegance. Thanks to a subtle yet thoughtful innovation, the switch now appears to be floating off the wall, creating a refined and luxurious aesthetic.

Striking the perfect balance between craftsmanship and innovation, Lithoss elevates the art of a switch to new heights. The use of premium materials, meticulous attention to detail, and timeless design make this switch not just a functional element, but a true statement piece in any interior.

Every aspect, from its sleek edges to its flawless finish, exudes pure craftsmanship.

This reinterpretation of an icon proves that timeless class and modern finesse can go hand in hand. The Lithoss switch remains the benchmark for those who value design, quality, and exclusivity.

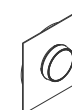


Available shapes



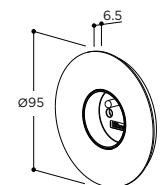
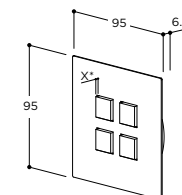
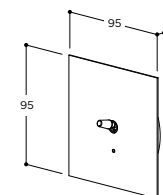
Circum

Setups & Combinations



Floating is possible in following ranges:

- Select
- Cockpit
- Pixel
- Dimmers
- Sockets





NEW

Pixel

Design by Lithoss Design Studio

Sleek,
simple,
satisfying.



Our minimalist fans will undoubtedly love our new Pixel series—a collection of sleek, modern switches designed with smaller buttons for a refined aesthetic. Crafted with the same high-quality experience as our renowned Select series, Pixel seamlessly integrates into any space, offering a perfect balance of style and functionality.

Whether you're upgrading your home or designing a contemporary workspace, Pixel delivers sophistication without compromise.

Available shapes



Circum

Technology



Push
Button
24V - 250V



Push
Button
Casambi



KNX
sensor
temp. sensor

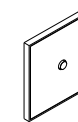


Teleruptor
250V - 16A



Push
Button
MAINS
Casambi

Setups & Combinations



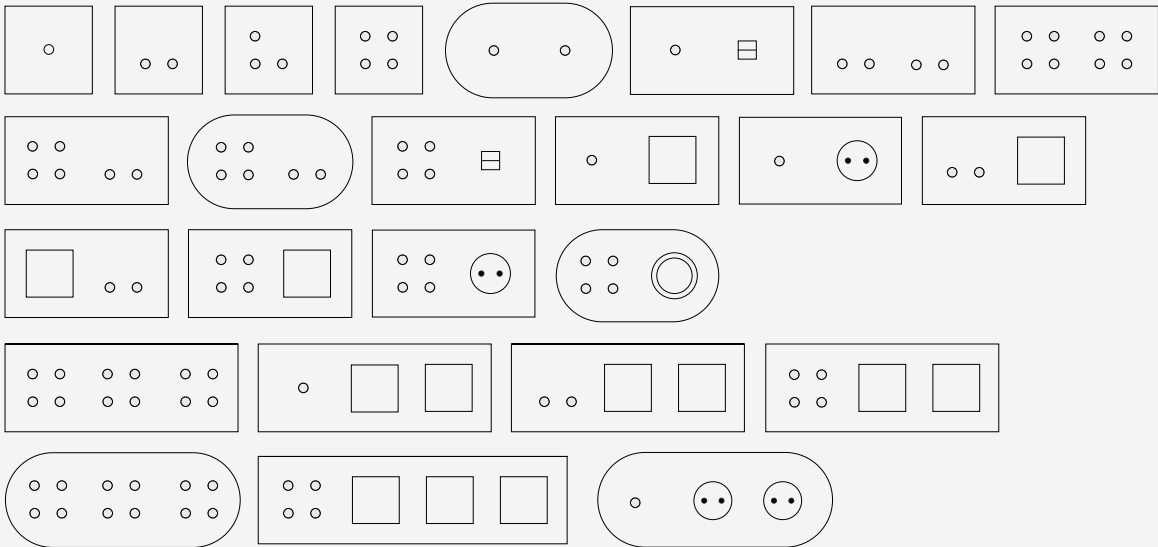
- 110V - 230V
- No battery needed
- Works as a mesh network repeater
- More functionalities
 - Scene cycling
 - Tunable white control



Pixel

Setups & combinations

OVERVIEW STANDARD COLLECTION



Dimensions & wall boxes: see technical guide

Select

The first series, but still surprising



Design by Bart Spillemaeckers

Lithoss was established at the turn of the century by installer Bart Spillemaeckers to meet the rising demand for exclusive, timeless, and sophisticated switches. The inaugural series, SELECT, set the stage for Lithoss' product range—a collection distinguished by its enduring design.

Over time, SELECT has evolved into a global trendsetter, boasting an impressive portfolio of reference projects, including renowned establishments like Hotel 1898 The Post in Belgium, the Rosewood Hotel in Austria, and Nana Beach Hotel in Crete, Greece.

Comprising a diverse spectrum of 15 finishes, the SELECT series offers unparalleled customization options for your switches. Through an ongoing process of radical innovation in materials and finishing techniques, the SELECT concept continually evolves. Prepare to be surprised by the timeless elegance and sophistication of SELECT.



Available shapes



Circum

Technology

Push Button
24V - 250V

Push Button
+ Feedback
led white
24V

Push Button
+ Feedback
led amber
24V

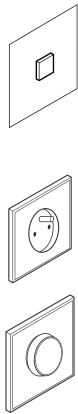
Push Button
Casambi

KNX sensor
RGB led +
temp. sensor

Teleruptor
250V - 16A

Push Button
MAINS
Casambi

Setups & Combinations



Select is also available in a Flush edition for a perfectly flat surface. Ever thought about combining? Both Socket and Dimmer work great with Select.



CASAMBI

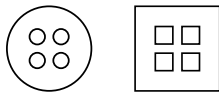
- 110V – 230V
- No battery needed
- Works as a mesh network repeater
- More functionalities
 - Scene cycling
 - Tunable white control



STANDARD COLLECTION

European Standard

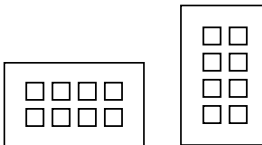
Our products are originally designed for the standard European market using wallboxes with a heart to heart distance of 71mm. In a response to popular demand, Lithoss expanded its product range to the Italian, British and Swiss market by introducing the Opera, Britannica and Helvetica frames.



BRITANNICA


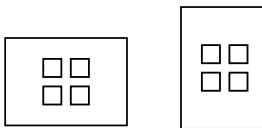
Tailored especially for on a British Standard double and Italian 504E electrical wall box. Our European standard collection is compatible with the single British Standard wall boxes.

Horizontal & vertical solutions.



OPERA

Designed for Italian Standard 503E and US single wall boxes. Horizontal & vertical solutions.



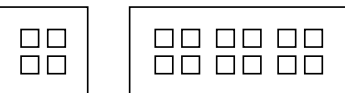
HELVETICA

NEW


Swiss Standard

It wasn't an easy job but thanks to great teamwork together with our Swiss distributor, we are proud to announce that we have our product ranges now compatible with the SWISS standard wall boxes round and square shaped.

NEW DIMENSIONS SEE PAGE 114



Textured
White



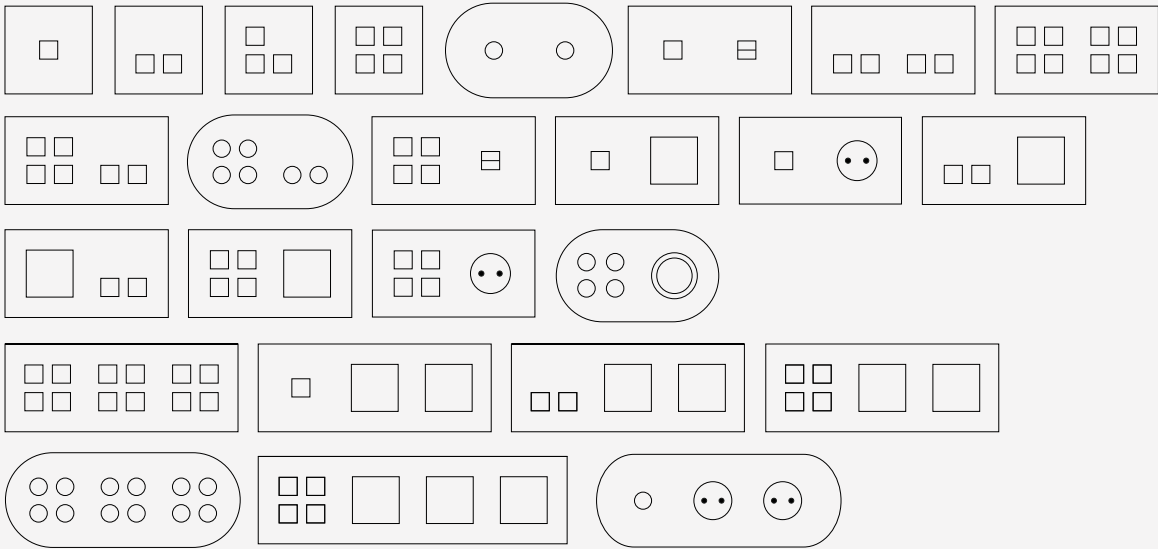


Bronze
Antique

Select

Setups & combinations

OVERVIEW STANDARD COLLECTION






















Dimensions & wall boxes: see technical guide



CHOOSE YOUR FINISH

The visual options are equally important. Stainless steel, Matt Black, Tin Antique ... what preference for colour and finish suits you most? Discover them all via our online configurator.

 02 Matt White RAL9010	 14 Textured Black	 03 Gunpowder Black (Fusain)
 13 Textured White	 18 Matt Black	 08 Chrome
 09 Nickel	 29 Copper	 01 Stainless Steel
 06 Brushed Brass	 20 Brass Antique	 17 Bronze Antique
 44 Anodic Bronze	 45 Anodic Brown	 19 Tin Antique
 99 Any RAL Colour on demand	 63 Brushed Gold Ano	 64 Brushed Titani- um Ano
		 65 Brushed Bronze Ano

Select

Type	Standard Collection	Circum	Opera
24V-250V push button	Ni31xx	CN31xx	ON31xx
24V + led white	Ni71xx	CN71xx	ON71xx
24V + led amber	1T Ni81xx	1R CN81xx	1T ON81xx
KNX (led & temp sensor)	NiS1xx	CNK1xx	ONK1xx
Teleruptor	NiA1xx	CNA1xx	ONA1xx
Casambi	NiT1xx	CNT1xx	ONT1xx
24V-250V push button	Ni32xx	CN32xx	ON32xx
24V + led white	2T Ni72xx	2R CN72xx	2T ON72xx
24V + led amber	2T Ni82xx	2R CN82xx	2T ON82xx
KNX (led & temp sensor)	NiS2xx	CNK2xx	ONK2xx
Casambi	NiT2xx	CNT2xx	ONT2xx
24V-250V push button	Ni33xx	CN33xx	ON33xx
24V + led white	3T Ni73xx	3R CN73xx	3T ON73xx
24V + led amber	3T Ni83xx	3R CN83xx	3T ON83xx
KNX (led & temp sensor)	NiS3xx	CNK3xx	ONK3xx
Casambi	NiT3xx	CNT3xx	ONT3xx
24V-250V push button	Ni34xx	CN34xx	ON34xx
24V + led white	4T Ni74xx	4R CN74xx	4T ON74xx
24V + led amber	4T Ni84xx	4R CN84xx	4T ON84xx
KNX (led & temp sensor)	NiS4xx	CNK4xx	ONK4xx
Casambi	NiT4xx	CNT4xx	ONT4xx

Setups & combinations



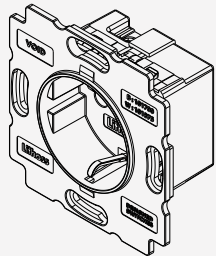
DISCOVER ALL COMBINATION POSSIBILITIES WITH OUR CONFIGURATOR

Dimensions & wall boxes: see technical guide.

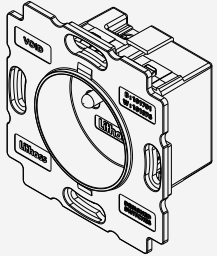
xx Add the colours code at the end for any colours you desire:
Add V behind the article code for vertical installation of plate.

Type	Standard Collection	Circum	Britannica
24V-250V push button	Ni310Uxx	CN310Uxx	BN310Uxx
24V + led white	Ni710Uxx	CN710Uxx	BN710Uxx
24V + led amber	1T USB A Ni810Uxx	1R USB A CN810Uxx	1T USB A BN810Uxx
KNX (led & temp sensor)	NiS10Uxx	CNK10Uxx	BNK10Uxx
Teleruptor	NiA10Uxx	CNA10Uxx	BNA10Uxx
Casambi	NiT10Uxx	CNT10Uxx	BNT10Uxx
24V-250V push button	Ni3434xx	CN3434xx	BN3434xx
24V + led white	44T Ni7474xx	44R CN7474xx	44T BN7474xx
24V + led amber	44T Ni8484xx	44R CN8484xx	44T BN8484xx
KNX (led & temp sensor)	NiS4K4xx	CNK4K4xx	BNK4K4xx
Casambi	NiT4T4xx	CNT4T4xx	BNT4T4xx
24V-250V push button	Ni3432xx	CN3432xx	BN3432xx
24V + led white	42T Ni7472xx	42R CN7472xx	42T BN7472xx
24V + led amber	42T Ni8482xx	42R CN8482xx	42T BN8482xx
KNX (led & temp sensor)	NiS4K2xx	CNK4K2xx	BNK4K2xx
Casambi	NiT4T2xx	CNT4T2xx	BNT4T2xx
24V-250V push button	Ni3431xx	CN3431xx	BN3431xx
24V + led white	41T Ni7471xx	41R CN7471xx	41T BN7471xx
24V + led amber	41T Ni8481xx	41R CN8481xx	41T BN8481xx
KNX (led & temp sensor)	NiS4K1xx	CNK4K1xx	BNK4K1xx
Casambi	NiT4T1xx	CNT4T1xx	BNT4T1xx


Type	EU (type F)		FR/BE (type E)	
	White	Black	White	Black
24V-250V push button	Ni310Hxx	Ni310Ixx	Ni310Jxx	Ni310Lxx
24V + led white	Ni710Hxx	Ni710Ixx	Ni710Jxx	Ni710Lxx
24V + led amber	1T1VN Ni810Hxx	Ni810Ixx	Ni810Jxx	Ni810Lxx
KNX (led & temp sensor)	NiS10Hxx	NiS10Ixx	NiS10Jxx	NiS10Lxx
Teleruptor	NiT10Hxx	NiT10Ixx	NiT10Jxx	Ni310Lxx
Casambi	NiT10Hxx	NiT10Ixx	NiT10Jxx	NiT10Lxx
24V-250V push button	CN340Hxx	CN340Ixx	CN340Jxx	CN340Lxx
24V + led white	CN740Hxx	CN740Ixx	CN740Jxx	CN740Lxx
24V + led amber	4R1VN CN840Hxx	CN840Ixx	CN840Jxx	CN840Lxx
KNX (led & temp sensor)	CNK40Hxx	CNK40Ixx	CNK40Jxx	CNK40Lxx
Casambi	CNT40Hxx	CNT40Ixx	CNT40Jxx	CNT40Lxx



TYPE F
Conformity to Standards
for GERMANY according to DIN
VDE 0620-1 Standard.



TYPE E
Conformity to Standards
for FRANCE according to NF C
61-314 Standard.
for BELGIUM according to NBN C
61-112-1 Standard.



Cockpit

Design by Lithoss Design Studio

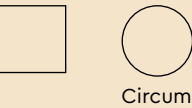
Cockpit presents the ultimate design solution for your renovation projects. This 6-ampere two-way switch offers straightforward connection to your conventional installation, ensuring convenience and versatility. Available in the renowned stylish finishes of Lithoss, including the bestselling Bronze Antique and the popular Gunpowder Black, Cockpit adds a striking touch to both traditional and ultramodern interiors.

The distinctive character of the Cockpit switch shines through its handmade finishes and matching toggles. The cone shape evokes a classic and timeless aesthetic, while the knurling adds a sought-after vintage appeal, elevating your switch with a touch of nostalgia.








That highly appreciated touch of vintage



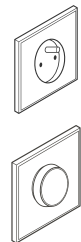
Available shapes



Technology

 2 Way Switch 250V - 6A	 Push Button 24V-250V 10A	 Shutter Switch 250V -10A	 Cross Switch 250V-6A
 2 Way Switch + Feedback light 250V-6A	 Push Button + Feedback light 250V-10A	 Shutter Switch + Feedback light 250V-10A	

Setups & Combinations



Ever thought about combining? Both Void and Dimmer work great with Cockpit.

ASK FOR OUR SOLUTIONS WITH TEMPERATURE SENSOR, KNX AND LED FEEDBACK.

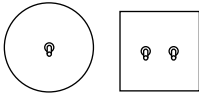




STANDARD COLLECTION

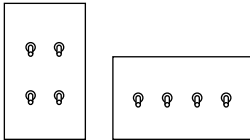
European Standard

Our products are originally designed for the standard European market using wallboxes with a heart to heart distance of 71mm. In a response to popular demand, Lithoss expanded its product range to the Italian, British and Swiss market by introducing the Opera, Britannica and Helvetica frames.



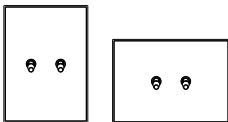
BRITANNICA

Fits only on a British Standard double and Italian 504E electrical wall box. Our European standard collection is compatible with the single British Standard wall boxes. Horizontal & vertical solutions.



OPERA

Designed for Italian Standard 503E and US single wall boxes. Horizontal & vertical solutions.



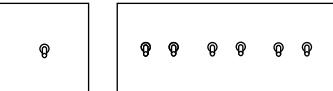
HELVETICA

NEW

Swiss Standard

It wasn't an easy job but thanks to great teamwork together with our Swiss distributor, we are proud to announce that we have our product ranges now compatible with the SWISS standard wall boxes round and square shaped.

NEW DIMENSIONS SEE PAGE 114



GUNPOWDER BLACK
KNURL

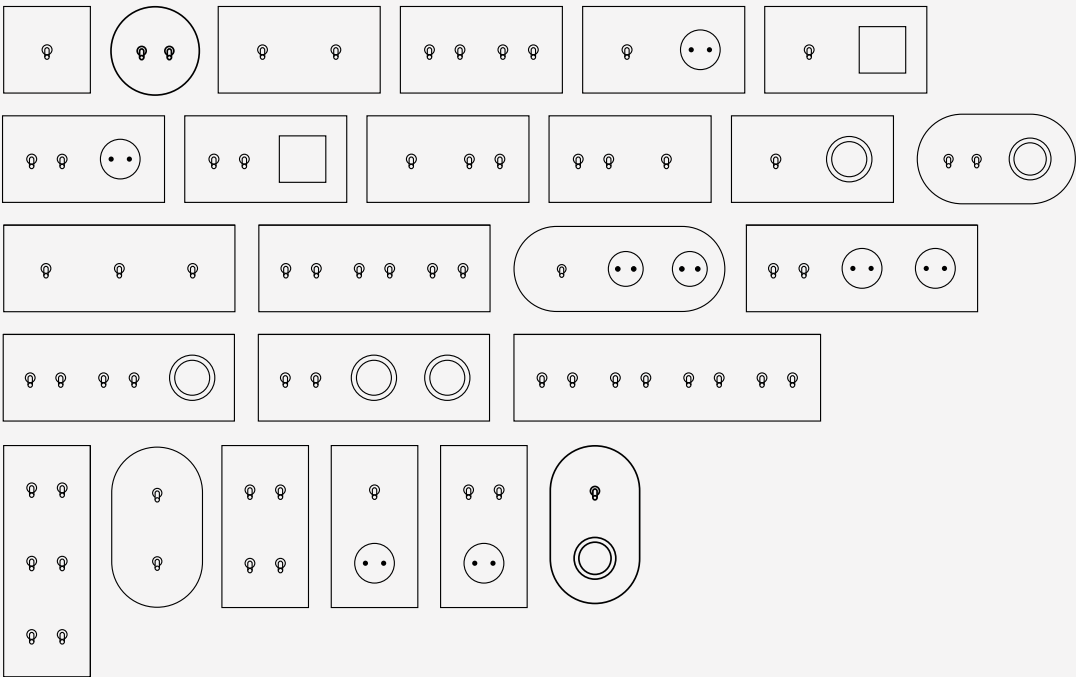
NEW



Cockpit

Setups & combinations

OVERVIEW




Dimensions & wall boxes: see technical guide



CHOOSE YOUR FINISH


The visual options are equally important. Stainless steel, Matt Black, Tin Antique ... what preference for colour and finish suits you most? Discover them all via our online configurator.



Matt White
RAL9010




Textured
Black




Gunpowder
Black (Fusain)




Textured
White




Matt Black




Chrome




Nickel



Copper



Stainless Steel



Brushed
Brass




Brass
Antique



Bronze
Antique



Anodic Bronze




Anodic Brown



Tin Antique




Any RAL Colour
on demand



Brushed Gold
Ano



Brushed Titanium
Ano



Brushed Bronze
Ano

Cockpit

Type	Standard Collection		Circum		Opera	
250V 2-way		Co11xx		CC11xx	OC11xx	
250V shutter		Co21xx		CC21xx	OC21xx	
24V-250V push button	<div>1C</div>	Co31xx	<div>1C</div>	CC31xx	OC31xx	
250V Cross		CoP1xx		CCP1Px	<div>1C</div>	OCP1xx
250V 2-way + neon		Co41xx		CC41xx		OC41xx
250V shutter + neon		Co51xx		CC51xx		OC51xx
250V push button + neon		Co61xx		CC61xx	OC61xx	
250V 2-way		Co12xx		CC12xx	OC12xx	
250V shutter		Co22xx		CC22xx	OC22xx	
24V-250V push button	<div>2C</div>	Co32xx	<div>2C</div>	CC32xx	OC32xx	
250V 2-way + neon		Co42xx		CC42xx	<div>2C</div>	OC42xx
250V shutter + neon		Co52xx		CC52xx		OC52xx
250V push button + neon		Co62xx		CC62xx		OC62xx

Setups
& combinations




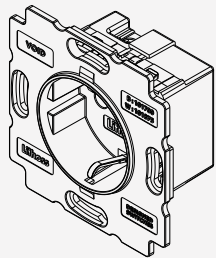
GET IN TOUCH FOR COMBINATIONS AND PERSONALISATION ON DEMAND

Dimensions & wall boxes: see technical guide:

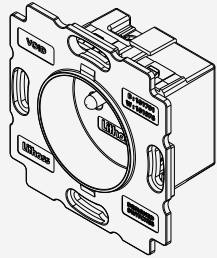
xx Add the colours code at the end for any colours you desire;
Add V behind the article code for vertical installation of plate.

Type		Standard Collection		Circum		Britannica
250V 2-way		Co1111xx		CC1111xx		BC1111xx
250V shutter		Co2121xx		CC2121xx		BC2121xx
24V-250V push button		Co3131xx		CC3131xx		BC3131xx
250V Cross	<div>11C<div><div></div><div></div></div></div>	CoP1P1xx	<div>11C<div><div></div><div></div></div></div>	CCP1P1xx	<div>11C<div><div></div><div></div></div></div>	OCP1P1xx
250V 2-way + neon		Co4141xx		CC4141xx		BC4141xx
250V shutter + neon		Co5151xx		CC5151xx		BC5151xx
250V push button + neon		Co6161xx		CC6161xx		BC6161xx
250V 2-way		Co1211xx		CC1211xx		BC1211xx
250V shutter		Co2221xx		CC2221xx		BC2221xx
24V-250V push button		Co3231xx		CC3231xx		BC3231xx
250V 2-way + neon	<div>21C<div><div></div><div></div><div></div></div></div>	Co4241xx	<div>21C<div><div></div><div></div><div></div></div></div>	CC4241xx	<div>21C<div><div></div><div></div><div></div></div></div>	BC4241xx
250V shutter + neon		Co5251xx		CC5251xx		BC5251xx
250V push button + neon		Co6261xx		CC6261xx		BC6261xx

Type	EU (type F)		FR/BE (type E)	
	White	Black	White	Black
250V 2-way	Co120H0Hxx	Co120I0Ixx	Co120J0Jxx	Co120L0Lxx
250V shutter	Co220H0Hxx	Co220I0Ixx	Co220J0Jxx	Co220L0Lxx
24V-250V push button	2C2V 	Co320H0Hxx	Co320J0Jxx	Co320L0Lxx
250V 2-way + neon		Co420H0Hxx	Co420J0Jxx	Co420L0Lxx
250V shutter + neon		Co520H0Hxx	Co520J0Jxx	Co520L0Lxx
250V push button + neon		Co620H0Hxx	Co620J0Jxx	Co620L0Lxx



TYPE F
Conformity to Standards
for GERMANY according to DIN
VDE 0620-1 Standard.



TYPE E
Conformity to Standards
for FRANCE according to NF C
61-314 Standard.
for BELGIUM according to NBN C
61-112-1 Standard.



NEW

Cosmopolitan

Design by Lithoss Design Studio

Room service!

The "Cosmopolitan" collection redefines elegance within the hospitality world, seamlessly blending design and function.

It delivers a perfect balance of sleek aesthetics and intuitive performance.

Available in a palette of refined finishes, the cosmopolitan range complements any interior with subtle elegance.

This offers a stylish and practical solution for hotel hallways, featuring customizable room number options to suit any layout or branding. Beyond its functional use in hospitality spaces, it also brings the luxurious, welcoming vibe of a hotel directly into your own bedroom, adding a touch of elegance and sophistication to your personal space.

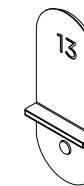


Available shapes

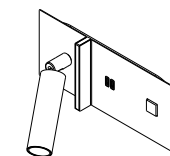


Circum

Setups & Combinations



Many combinations possible.

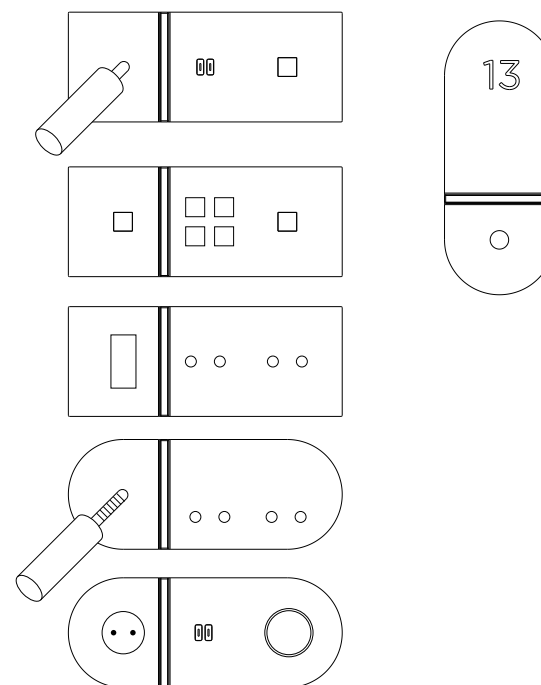


scan to download
the Cosmopolitan leaflet

Cosmopolitan

Setups & combinations

OVERVIEW



NEW

Roomcontroller

Design by Lithoss Design Studio

You are in control.



Available in stylish black, this modern control panel brings smart functionality to any space. It's designed for humid environments and fits standard European wall boxes.

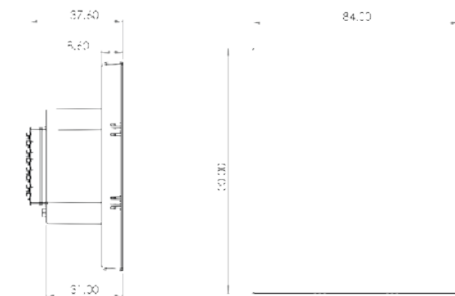
Intuitive & Customizable
Featuring a vibrant color display and built-in sensors for temperature, humidity, light, and movement, it adjusts to your environment automatically.

Versatile Features
Control lighting, blinds, heating, air conditioning, and more—all from one sleek device. Create up to 64 custom scenes and manage everything with ease.

User-Friendly Design
With adjustable brightness, light and dark modes, optional password protection, and support for schedules and alerts, it's built for comfort and convenience.

For full features, see the product manual.

Available shapes




KNX



scan to download
the Roomcontroller manual


Aesteem

Get the most out of a switch




CHOOSE YOUR FINISH


The visual options are equally important. Textured Black, Anodic Bronze... what preference for colour and finish suits you most? Discover them all via our online configurator.




13
Textured White




14
Textured Black



17
Bronze Antique



44
Anodic Bronze




45
Anodic Brown

Design by
Pieter Stichelbaut &
Matthias De Buck


Aesteem, a fusion of 'aesthetics' and 'esteem', was honored with the Henry van de Velde label and also received a **design award** in the same year. This recognition is attributed, among other factors, to the switch's sleek and architectural appearance. Like all other Lithoss products, Aesteem boasts a distinctive design centered around the square as its basic form.

The switch meets all contemporary requirements without compromising on authenticity and craftsmanship. Aesteem stands out as the only switch capable of accommodating 8 push buttons within a single module. Additionally, Aesteem offers sockets in the same design, providing a cohesive solution to complete your project.


Technology




Push Button
24V




Push Button
24V +
Feedback
RGB



Push Button
24V
orientation
RGB



Push Button
24V
orientation RGB
& Feedback
RGB





Dimmers

Design by Lithoss Design Studio

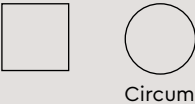
For our DIMMER collection, showcasing a contemporary vintage aesthetic, we drew inspiration from the handles and cone-shaped buttons found in a cockpit. Despite how common dimming modules and home automation systems have become, there's still a special satisfaction in physically turning a button to create atmosphere and coziness. Lithoss offers you the

opportunity to do so in style. The design of the button—whether the traditional cone shape or the diamond-pattern knurl shape—is a testament to true craftsmanship: skillfully shaped with an excellent grip and an authentic touch. Paired with the cockpit switch, you can effortlessly infuse a contemporary vintage look into your interior with sophistication.

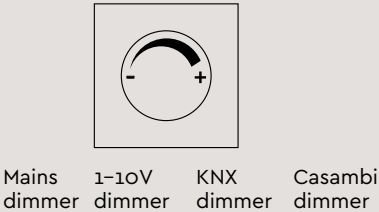
Adjust the atmosphere



Available shapes



Technology



Setups & Combinations

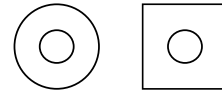
Ever thought about combining? Dimmer works great with Select, Luminaires and Cockpit.



NEW

CASAMBI DIMMER

Lithoss likes to keep innovating, so we are proud to be the only manufacturer in the world to present to you our wireless CASAMBI dimmer. Our rotary dimmer allows you to dim light fixtures perfectly in 3 colours: RGB, Tunable White and MonoCOLOUR white.



CASAMBI




- FULLY CUSTOMIZABLE
- WIRELESS
- BATTERY POWERED
- INCREMENTAL ROTATION
- MONOCOLOUR, TUNABLE WHITE AND RGB DIMMING



NEW

SURFACE BOX

Place your mobile casambi dimmer wherever seems most convenient to you by using our angled surface box, ref. ACCo16.





Sockets

Design by Lithoss Design Studio
& Bart Spillemaeckers

Designed for functionality

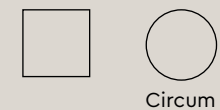


Consider the convenience of combining a switch with a socket in one panel. This section showcases a range of sockets that aligns perfectly with Lithoss' design philosophy. While our Void collection was previously known solely for its square shape, since the beginning of 2021, we've introduced sockets in a round form, adding a touch of gracefulness to the collection. To ensure global compatibility, we've expanded our range to include Opera, Britanica and Helvetica. Whereas Opera caters to the Italian market's needs and Britannica focuses on the refined implementation of British sockets, you can now also find our elegant solutions for the Swiss market with our new Helvetica range.

Within our Void Square collection, you have the freedom to choose the desired module for installation within our 45x45 square opening. Please note that the module is not included in the delivery. With our Void round series, our square cover plates come with a round power outlet opening, to give you that modern touch and sleek appearance.

Love the elegance of round shapes? With our Circum socket series, we're taking it to the next level! This latest addition to our range embodies the captivating charm of rounded aesthetics, where every detail is carefully considered to radiate elegance.

Available shapes



Setups & Combinations

Ideal to combine with Select, Squares, Dimmer and Cockpit

VOID SQUARE: MODULE IS NOT INCLUDED

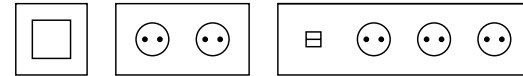




STANDARD COLLECTION


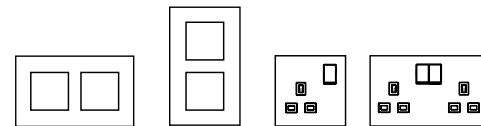
European Standard

Our products are originally designed for the standard European market using wallboxes with a heart to heart distance of 71mm. In a response to popular demand, Lithoss expanded its product range to the Italian, British and Swiss market by introducing the Opera, Britannica and Helvetica frames.



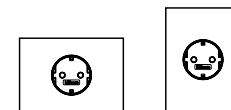
BRITANNICA

Fits only on a British Standard double and Italian 504E electrical wall box. Our European standard collection is compatible with the single British Standard wall boxes. Horizontal & vertical solutions.



OPERA

Designed for Italian Standard 503E and US single wall boxes. Horizontal & vertical solutions.

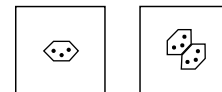


HELVETICA

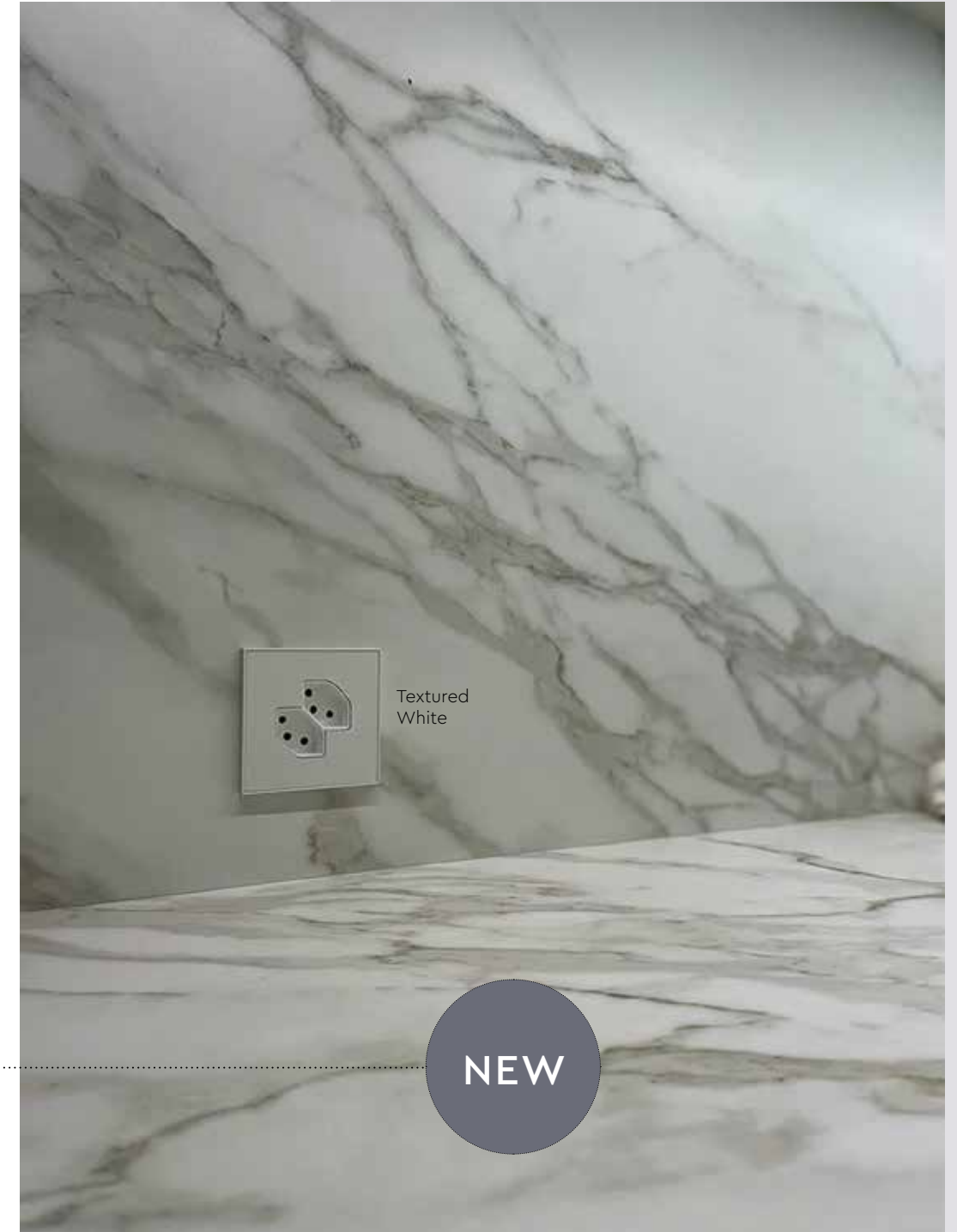
NEW

Swiss Standard

It wasn't an easy job but thanks to great teamwork together with our Swiss distributor, we are proud to announce that we have our product ranges now compatible with the SWISS standard wall boxes round and square shaped.



NEW DIMENSIONS SEE PAGE 114



Textured
White

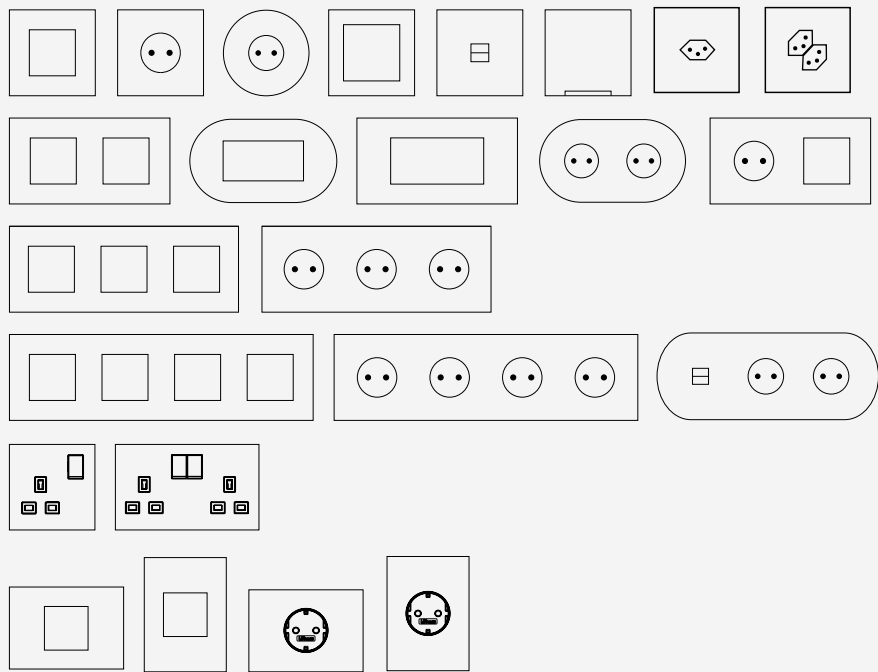
NEW

Sockets

Setups & combinations

Bronze
Antique

OVERVIEW



Dimensions & wall boxes: see technical guide



Brushed Bronze
Ano

CHOOSE YOUR FINISH

The visual options are equally important.
Stainless steel, Matt Black, Tin Antique ...
what preference for colour and finish suits
you most? Discover them all via our online
configurator.



Matt White
RAL9010



Textured
Black




Gunpowder
Black (Fusain)



Textured
White



Matt Black



Chrome



Nickel



Copper



Stainless Steel



Brushed
Brass



Brass
Antique



Bronze
Antique




Anodic Bronze



Anodic Brown



Tin Antique




Any RAL Colour
on demand



Brushed Gold
Ano










Brushed Titanium
Ano

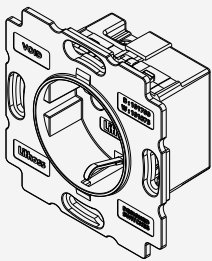


Brushed Bronze
Ano

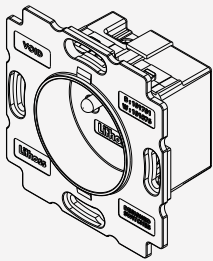
Sockets

Void Round	EU (type F)		FR/BE (type E)	
	White	Black	White	Black
	Vo0Hxx	Vo0lxx	Vo0Jxx	Vo0Lxx
	Vo0H0Hxx	Vo0l0lxx	Vo0J0Jxx	Vo0L0Lxx
	Vo0H0H0Hxx	Vo0l0l0lxx	Vo0J0J0Jxx	Vo0L0L0Lxx
	Vo0H0H0H0Hxx	Vo0l0l0l0lxx	Vo0J0J0J0Jxx	Vo0L0L0L0Lxx

Circum Void Round	EU (type F)		FR/BE (type E)	
	White	Black	White	Black
	CV0Hxx	CV0lxx	CV0Jxx	CV0Lxx
	CV0H0Hxx	CV0l0lxx	CV0J0Jxx	CV0L0Lxx
	CV0H0H0Hxx	CV0l0l0lxx	CV0J0J0Jxx	CV0L0L0Lxx



TYPE F
Conformity to Standards
for GERMANY according to DIN
VDE 0620-1 Standard.



TYPE E
Conformity to Standards
for FRANCE according to NF C
61-314 Standard.
for BELGIUM according to NBN C
61-112-1 Standard.



Setups
& combinations















GET IN TOUCH FOR COMBINATIONS AND PERSONALISATION ON DEMAND

Dimensions & wall boxes: see technical guide:


- xx Add the colours code at the end for any colours you desire:
- Add V behind the article code for vertical installation of plate.

British standard	BRITANNICA	
	White	Black
	Br0Qxx	Br0Rxx
	Br0Q0Qxx	Br0R0Rxx

Void Square	Standard collection		Opera	
	Vo0Exx			
	Vo0E0Exx			
	Vo0E0E0Exx			
	Vo0E0E0E0Exx			

Standard collection		Opera	
USB C+C	 Vo0U2xx		OV0U2xx
USB A+C	 Vo0U1xx		OV0U1xx
UTP	 Vo0U8xx		OV0U8xx
	 Vo0U9xx		OV0U9xx

MK



VoMExx











DID YOU KNOW WE ARE COMPATIBLE WITH OTHER SOCKET+USB MODULES?
PLEASE CONTACT US TO OBTAIN MORE INFO : info@lithoss.com





CHOOSE YOUR FINISH

The visual options are equally important. Stainless steel, Matt Black, Tin Antique ... what preference for colour and finish suits you most? Discover them all via our online configurator.

 02 Matt White RAL9010	 14 Textured Black	 03 Gunpowder Black (Fusain)
 13 Textured White	 18 Matt Black	 08 Chrome
 09 Nickel	 29 Copper	 01 Stainless Steel
 06 Brushed Brass	 20 Brass Antique	 17 Bronze Antique
 44 Anodic Bronze	 45 Anodic Brown	 19 Tin Antique
 63 Brushed Gold Ano	 64 Brushed Titanium Ano	 65 Brushed Bronze Ano



Luminaires

Design by Lithoss Design Studio & TAL

ADD LUMINAIRES
TO YOUR
CONFIGURATION



The LUMINAIRES collection serves as the perfect finishing touch to any turnkey project, whether in residential or hospitality settings. The Lithoss design blends functionality with creativity, making it suitable for a variety of applications.

A standout feature of the collection is the Lithoss push button & reading light combination, a bestseller that exemplifies the perfect synergy between Lithoss and our sister company TAL.

This luminaire can be effortlessly combined on a 2-fold, 3-fold, or even 4-fold front plate, offering versatility and customization options. Additionally, the Gatekeeper and Nightguide are innovative design solutions designed for orientation lighting in spaces such as stairwells and hotel rooms, enhancing both safety and ambiance.

NEW

Obtain your favourite lighting fixture in anodised colours such as brushed Bronze, Gold and Titanium.



scan to download
the TAL anodic brochure

Setups & Combinations

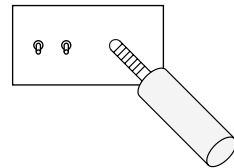
Luminaires works great with Cockpit, Select, Squares and Dimmer.



STANDARD COLLECTION

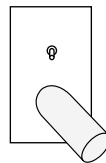
European Standard

Our products are originally designed for the standard European market using wallboxes with a heart to heart distance of 71mm. In a response to popular demand, Lithoss expanded its product range to the Italian, British and Swiss market by introducing the Opera, Britannica and Helvetica frames.



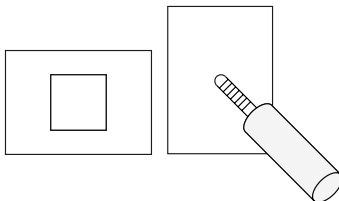
BRITANNICA

Fits only on a British Standard double and Italian 504E electrical wall box. Our European standard collection is compatible with the single British Standard wall boxes. Horizontal & vertical solutions.



OPERA

Designed for Italian Standard 503E and US single wall boxes. Horizontal & vertical solutions.



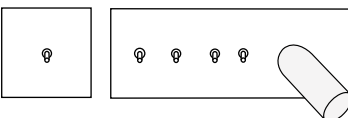
HELVETICA

NEW

Swiss Standard

It wasn't an easy job but thanks to great teamwork together with our Swiss distributor, we are proud to announce that we have our product ranges now compatible with the SWISS standard wall boxes round and square shaped.

NEW DIMENSIONS SEE PAGE 114



Swivel



NEW

Meet Berrier Junior SWIVEL. Lithoss & Tal's design team joined forces to write a new chapter in their jointly successful Luminaires story. They soon came up with the idea of combining TAL's iconic Berrier with Lithoss' unique finishes and combination options.


A new product was developed, Berrier Junior Swivel. The Berrier was created with an intelligent magnet system that allows the Berrier to be rotated smoothly in all directions.



Microscop



Nobel



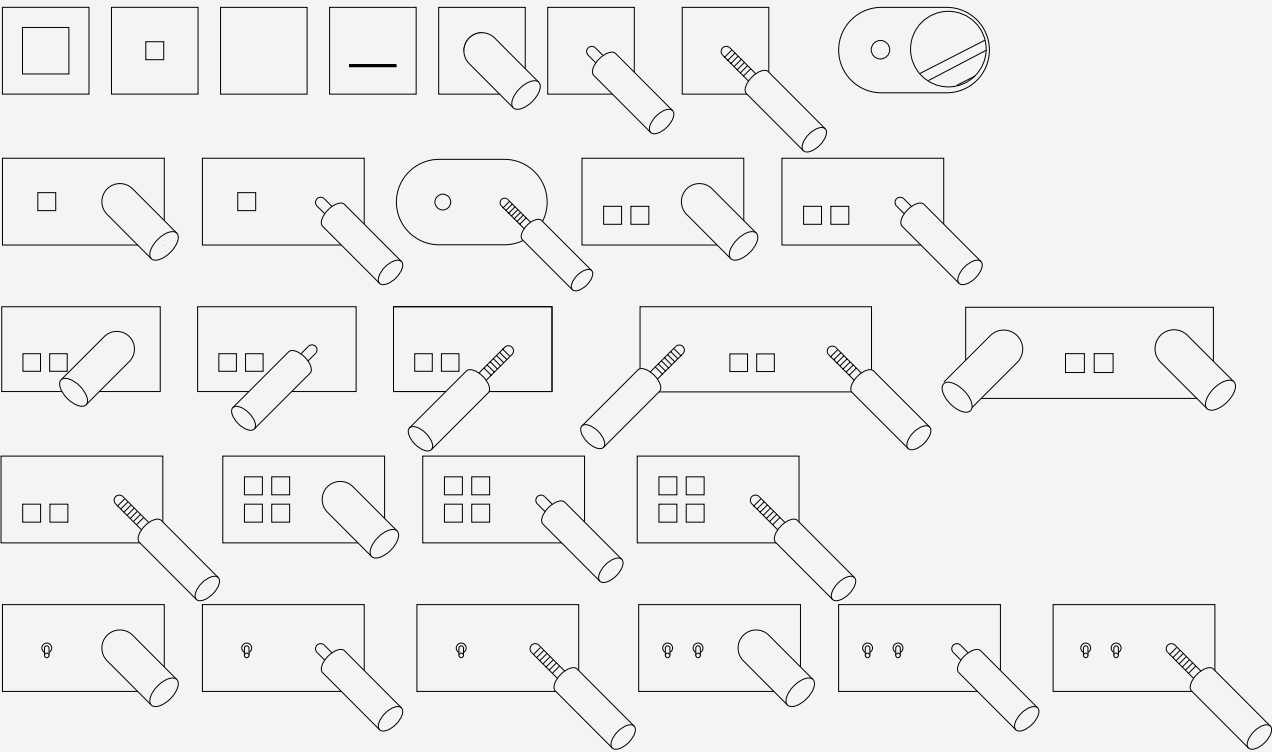
Flex



Luminaires

Setups & combinations


OVERVIEW



*Nightguide
Gatekeeper
Q Light*

ADD OTHER LUMINAIRES
TO YOUR CONFIGURATION





Ipad Canvas

Design by Lithoss Design Studio

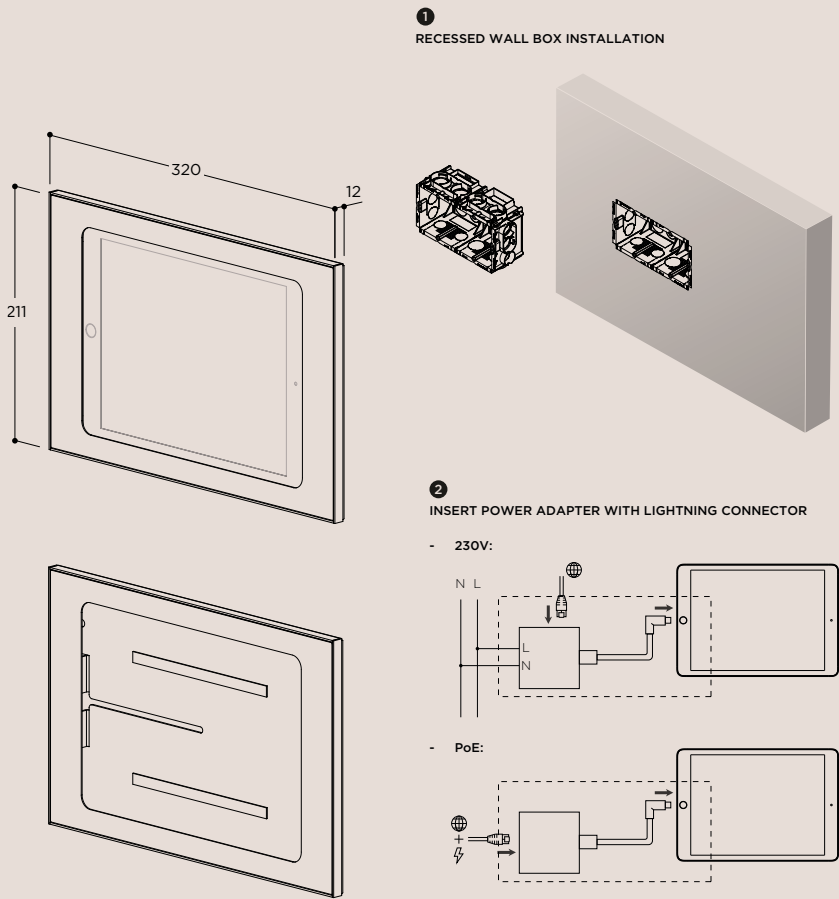
SCAN FOR MORE
INFO



We proudly present... the iPad Canvas!

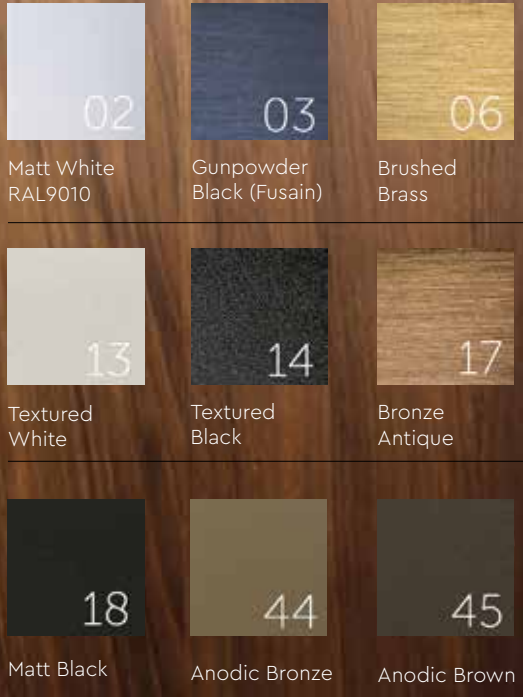
The iPad Canvas is designed to enhance the digital experience with its timeless design and sleek finish. With its clever magnetic system and central cable pass-through, it offers a secure, organized and stylish solution for using iPads in both portrait and landscape positions. From now on, you won't have to deal with cable clutter and be assured of a tidy workspace.

- Timeless slim design.
- Suitable for (7th-8th-9th gen iPad) – 10,2"
- Screwless cover in 9 possible high quality finishes.
- Simple and secure iPad installation using the smart magnetic system.
- Portrait or landscape mounting.
- Easy cable connection with the center cable guide (adapter and lightning cable not included)



CHOOSE YOUR FINISH

The visual options are equally important. Stainless steel, Matt Black, Brushed Brass... what preference for colour and finish suits you most? Discover them all via our online configurator.



Did you know?

Design by Lithoss Design Studio

Frame+ Button+ Cover plate

Our Select, Circum, Dimmers, and Cockpit collections are designed with a smart, modular approach — each product is made up of three distinct parts:

First, the frame is installed. Next, the push buttons or switch mechanism is added. Finally, the cover plate effortlessly snaps into place.

This modular system gives you the freedom to mix and match finishes and colors to suit any interior style. Choose a uniform look with all three parts in the same finish, or create a custom combination with two or even three different finishes.

For example, pair a bronze antique frame and button with a cover plate in a specific RAL color for a unique and personalized design. Some examples of customs.



Please contact us to obtain more info about possible combinations.
info@lithoss.com



Sneak Peek

Design by Lithoss Design Studio

The design studio of Lithoss is working on some new products that will be revealed in 2025. A glimpse of these renders may trigger and inspire you for some upcoming projects.

Pixel 6-fold

Introducing our new minimalist switch featuring 6 precision-engineered buttons. Designed in response to popular demand, it offers just the right amount of control without unnecessary complexity. Its clean aesthetic blends seamlessly into any modern setup. Built for reliability, each button provides a tactile, satisfying click. Simple, functional, and made to meet exactly what users asked for. In the future also available on KNX.



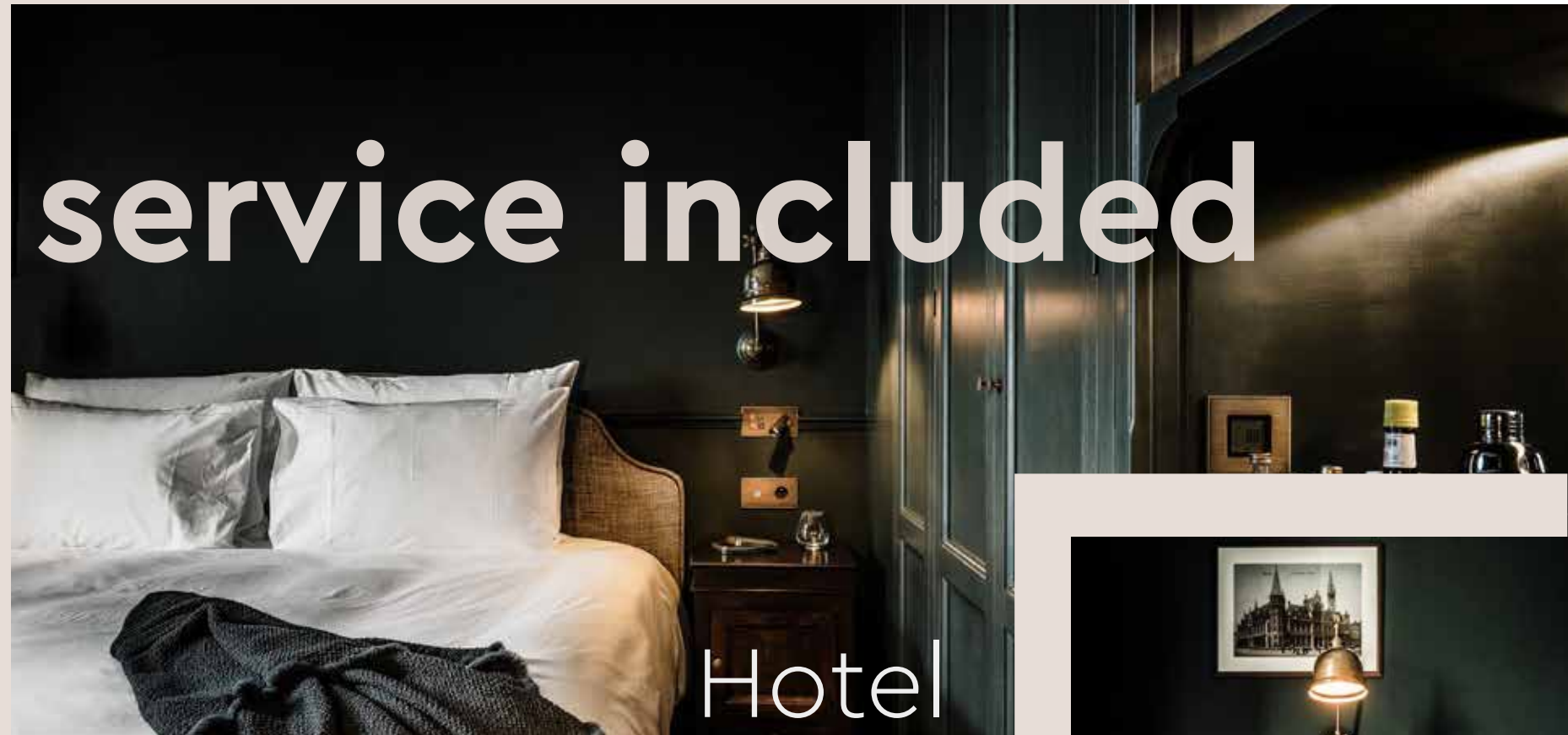
Void / Socket Outdoor

Finished in Textured Black, this outdoor outlet reflects the essence of Lithoss—understated, precise, and enduring. Its matte surface and monolithic presence blend effortlessly into contemporary architecture, offering a discreet yet deliberate touch of design clarity. Function meets form, without compromise.



designs and names are subject to change.

Room service included



Hotel 1898 The Post Ghent

Over the years, Lithoss has received numerous requests from customers seeking something unique for their hotels. Thanks to our flexibility, many of these requests have been successfully fulfilled. These requests include customized card readers for hotel rooms, personalized room numbers, or combinations of card readers and switches.

Our switches offer the option to be printed or engraved with your desired text or symbols on the button and/or cover plate. Laser engraving, in particular, adds significant value to our products, allowing you not only to see the strength and quality but also to feel them. This attention to detail ensures that our switches not only meet but exceed your expectations, providing a personalized touch to your hotel's interior design.



Puro Hotels Lodz



*Add your
room
number*



*Do not
disturb*



*Hotel panel
with card reader*

Hotel specials

“you think it, we can design it.”



*Bedside
Console*


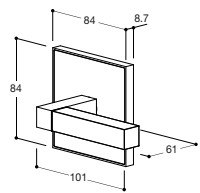
Kazimierz
Hotel Kraków






Lithoss takes the switch part a step further with these door handles. This series perfectly reflects the typical Lithoss DNA and is the result of Lithoss's consistent design philosophy.

Please contact us to obtain more info.
info@lithoss.com



Positioning the switch at the same height of the door handle creates a perfect match.

Arpi



Bronze

With over 30 years of proven robustness and watertight performance, Arpi sockets reliably supply underfloor power and data. They offer practical functionality by delivering electrical power or data in open spaces such as beneath dining room tables or next to sofas.

Available in multiple finishes, brushed or polished, Arpi sockets blend smoothly into interiors, discreetly and elegantly supplying currents underground.

Designed to withstand the most demanding environments, Arpi sockets remain resilient against heavy traffic, making them ideal for locations like shopping centers and exhibition halls. For added safety in public spaces, a safety cap is available, which can be opened using an Allen key.

Arpi IP64

Design by Lithoss Design Studio


Established
value



ARPI 64
The design comes in 4 different finishes, brushed or polished, to help shape interiors to supply a current discretely and elegantly underground.




Brushed Stainless Steel



Polished Stainless Steel



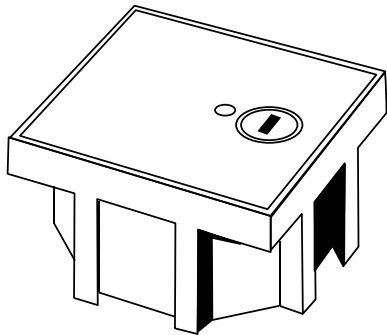
Brushed Brass



Polished Brass

Arpi IP64

complete devices installation set included	Brushed Stainless Steel	Brushed Brass	Polished Stainless Steel	Polished Brass
Floor outlet – FR/BE	AR6161301	AR6161306	AR6361322	AR6361323
Floor outlet – EU	AR6161401	AR6161406	AR6361422	AR6361423
2x RJ45 UTP cat 6	AR6162601	AR6162606	AR6362622	AR6362623
1x loudspeaker	AR6161901	AR6161906	AR6361922	AR6361923
2x loudspeaker	AR6162901	AR6162906	AR6362922	AR6362923
Radio – TV	AR6165901	AR6165906	AR6365922	AR6365923
USB A+C	AR6164301	AR6164306	AR6364322	AR6364323
USB C+C	AR6164401	AR6164406	AR6364422	AR6364423
Empty floor outlet – device not included	AR6150001	AR6150006	AR6350022	AR6350023
Installation set IP64	AR61000			



Installation set IP64 AR61000

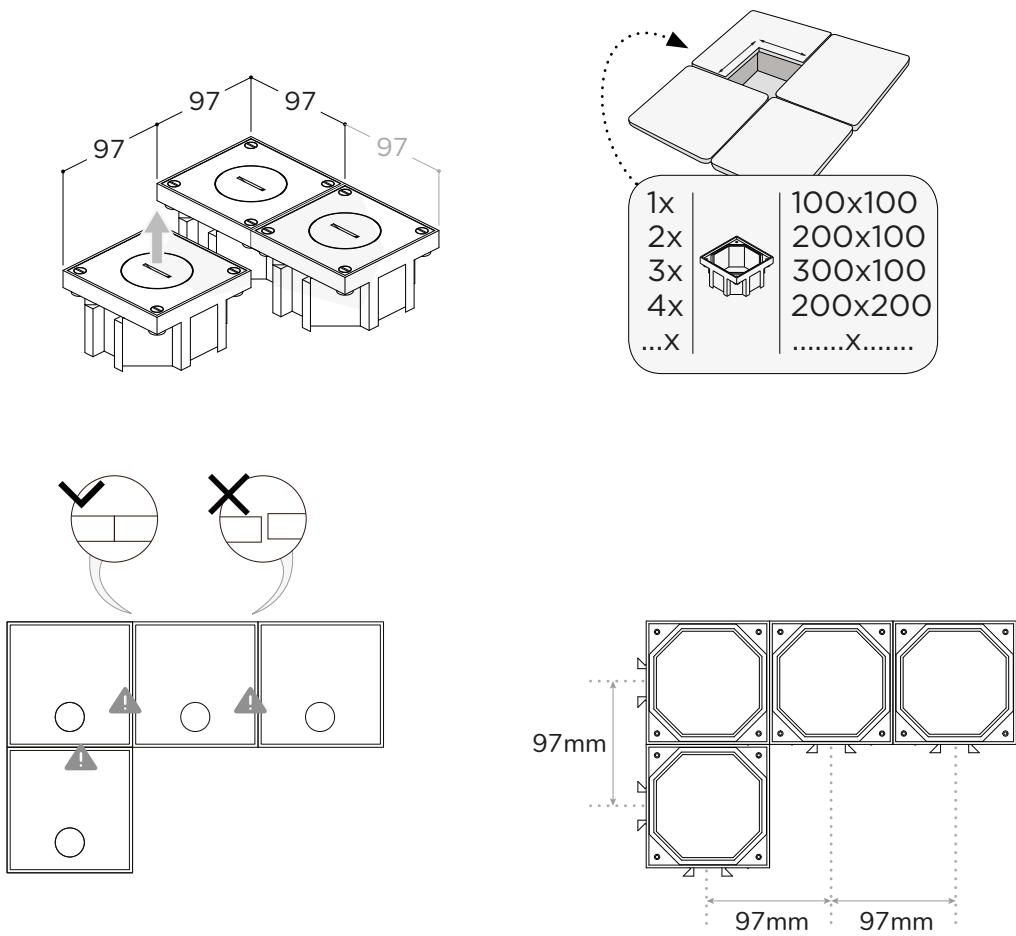
ADD ARPI TO YOUR CONFIGURATION



General description

The ARPI outlet IP64 which exists for more than 30 years does no longer need to prove its robustness (IK10 Certificated) and its watertightness (IP64 Certificated) for your installation in concrete screed. Stainless steel or brass available.

Installation distances (multiple combinations)



Arpi IP66

Design by Lithoss Design Studio

Sealed for in- and outdoor use



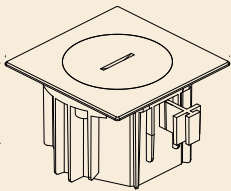
The line of floor outlets has earned and strengthened its place on the market, thanks to the IP66 line (floor outlets with even better sealing, allowing them to be installed even outdoors).

Scan for the installation video


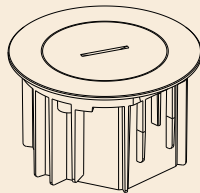


Available in

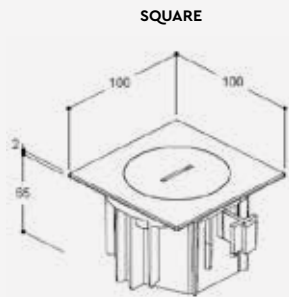
Arpi / Arpi UK



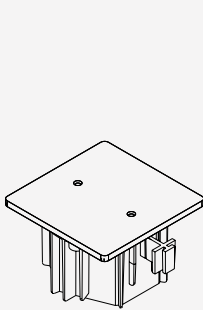
Arpi Round



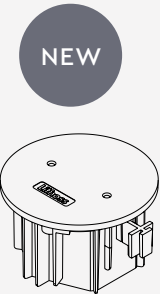
Arpi IP66



complete devices installation set included	Brushed Stainless Steel	Brushed Brass	Polished Stainless Steel	Polished Brass	Brushed Stainless Steel Beach	Brushed Bronze Stainless Steel	Brushed Black Stainless Steel
Floor outlet – FR/BE	AR7161301	AR7161306	AR7361322	AR7361323	AR7161311	AR7161317	AR7161318
Floor outlet – EU	AR7161401	AR7161406	AR7361422	AR7361423	AR7161411	AR7161417	AR7161418
2x RJ45 UTP cat 6	AR7162601	AR7162606	AR7362622	AR7362623	AR7162611	AR7162617	AR7162618
1x loudspeaker	AR7161901	AR7161906	AR7361922	AR7361923	AR7161911	AR7161917	AR7161918
2x loudspeaker	AR7162901	AR7162906	AR7362922	AR7362923	AR7162911	AR7162917	AR7162918
Radio – TV	AR7165901	AR7165906	AR7365922	AR7365923	AR7165911	AR7165917	AR7165918
USB A+C	AR7164301	AR7164306	AR7364322	AR7364323	AR7164311	AR7164317	AR7164318
USB C+C	AR7164401	AR7164406	AR7364422	AR7364423	AR7164411	AR7164417	AR7164418
Empty floor outlet – device not included. Compatible with Legrand Mosaic	AR7150001	AR7150006	AR7350022	AR7350023	AR7150011	AR7150017	AR7150018
Installation Set IP66	AR71000						

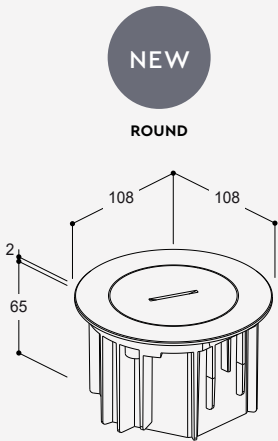



Installation set IP66 AR71000

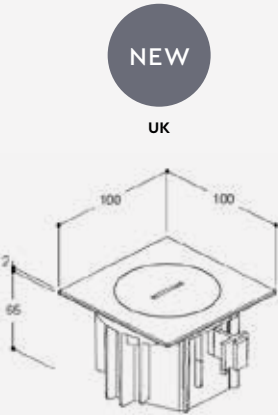


Installation set IP66 AR72000

ADD ARPI TO YOUR CONFIGURATION

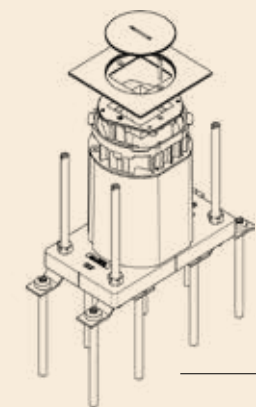


comple-te devices installation set included	Stainless Steel Brushed	Brushed Brass	Stainless Steel Polished	Polished Brass	Stainless Steel Brushed Beach	Bronze Stainless Steel Brushed	Black Stainless Steel Brushed
Floor outlet – FR/BE	AR7261301	AR7261306	AR7261322	AR7261323	AR7261311	AR7261317	AR7261318
Floor outlet – EU	AR7261401	AR7261406	AR7261422	AR7261423	AR7261411	AR7261417	AR7261418
Floor outlet – UK	AR7263001	AR7263006	AR7263022	AR7263023	AR7263011	AR7263017	AR7263018
2x RJ45 UTP cat 6	AR7262601	AR7262606	AR7262622	AR7262623	AR7262611	AR7262617	AR7262618
1x loudspeaker	AR7261901	AR7261906	AR7261922	AR7261923	AR7261911	AR7261917	AR7261918
2x loudspeaker	AR7262901	AR7262906	AR7262922	AR7262923	AR7262911	AR7262917	AR7262918
Radio – TV	AR7265901	AR7265906	AR7265922	AR7265923	AR7265911	AR7265917	AR7265918
USB A+C	AR7264301	AR7264306	AR7364322	AR7364323	AR7264311	AR7264317	AR7264318
USB C+C	AR7264401	AR7264406	AR7364422	AR7364423	AR7264411	AR7264417	AR7264418
Empty floor outlet – device not included. Compatible with Legrand Mosaic.	AR7250001	AR7250006	AR7250022	AR7250023	AR7250011	AR7250017	AR7250018



comple-te devices installation set included	Stainless Steel Brushed	Brushed Brass	Stainless Steel Polished	Polished Brass	Stainless Steel Brushed Beach	Bronze Stainless Steel Brushed	Black Stainless Steel Brushed
Floor outlet – UK	AR7863001	AR7863006	AR7863022	AR7863023	AR7863011	AR7863017	AR7863018
2x RJ45 UTP cat 6	AR7862601	AR7862606	AR7862622	AR7862623	AR7862611	AR7862617	AR7862618
1x loudspeaker	AR7861901	AR7861906	AR7861922	AR7861923	AR7861911	AR7861917	AR7861918
2x loudspeaker	AR7862901	AR7862906	AR7862922	AR7862923	AR7862911	AR7862917	AR7862918
Radio – TV	AR7865901	AR7865906	AR7865922	AR7865923	AR7865911	AR7865917	AR7865918
USB A+C	AR7864301	AR7864306	AR7364322	AR7364323	AR7864311	AR7864317	AR7864318
USB C+C	AR7864401	AR7864406	AR7364422	AR7364423	AR7864411	AR7864417	AR7864418
Empty floor outlet – device not included. Compatible with Legrand Mosaic.	AR7850001	AR7850006	AR7850022	AR7850023	AR7850011	AR7850017	AR7850018

Arpi Tail



Design by Lithoss Design Studio

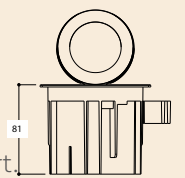
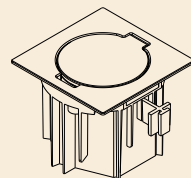
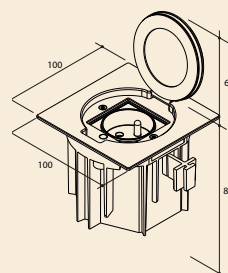
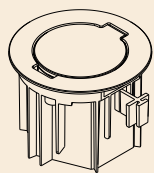
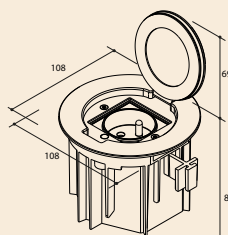


IP64



From now on you will have the choice between ARPI with standard lid or ARPI with hinged lid .
– **Indoor installation only**
Available in all known ARPI finishes.

- Installation box included.
- Installation box is different from IP64 / IP66 with screw lid.
- Installation in all types of floors.
- Compatible with the Arpi Level Support.



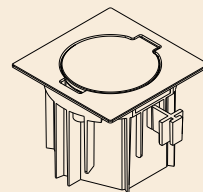
installation depth
78mm



Ø95mm

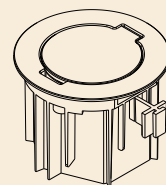
NEW

SQUARE



NEW

ROUND




complete devices installation set included	Brushed Stainless Steel	Brushed Brass	Polished Stainless Steel	Polished Brass	Brushed Stainless Steel Beach	Brushed Bronze Stainless Steel	Brushed Black Stainless Steel
Floor outlet – FR/BE	AR4161301	AR4161306	AR7361322	AR7361323	AR4161311	AR4161317	AR4161318
Floor outlet – EU	AR4161401	AR4161406	AR7361422	AR7361423	AR4161411	AR4161417	AR4161418
2x RJ45 UTP cat 6	AR4162601	AR4162606	AR7362622	AR7362623	AR4162611	AR4162617	AR4162618
1x loudspeaker	AR4161901	AR4161906	AR7361922	AR7361923	AR4161911	AR4161917	AR4161918
2x loudspeaker	AR4162901	AR4162906	AR7362922	AR7362923	AR4162911	AR4162917	AR4162918
Radio – TV	AR4165901	AR4165906	AR7365922	AR7365923	AR4165911	AR4165917	AR4165918
USB A+C	AR4164301	AR4164306	AR7364322	AR7364323	AR4164311	AR4164317	AR4164318
USB C+C	AR4164401	AR4164406	AR7364422	AR7364423	AR4164411	AR4164417	AR4164418
Empty floor outlet – device not included. Compatible with Legrand Mosaic	AR4150001	AR4150006	AR7350022	AR7350023	AR4150011	AR4150017	AR4150018

complete devices installation set included	Stainless Steel Brushed	Brushed Brass	Stainless Steel Polished	Polished Brass	Stainless Steel Brushed Beach	Bronze Stainless Steel Brushed	Black Stainless Steel Brushed
Floor outlet – FR/BE	AR4261301	AR4261306	AR4261322	AR4261323	AR4261311	AR4261317	AR4261318
Floor outlet – EU	AR4261401	AR4261406	AR4261422	AR4261423	AR4261411	AR4261417	AR4261418
2x RJ45 UTP cat 6	AR4262601	AR4262606	AR4262622	AR4262623	AR4262611	AR4262617	AR4262618
1x loudspeaker	AR4261901	AR4261906	AR4261922	AR4261923	AR4261911	AR4261917	AR4261918
2x loudspeaker	AR4262901	AR4262906	AR4262922	AR4262923	AR4262911	AR4262917	AR4262918
Radio – TV	AR4265901	AR4265906	AR4265922	AR4265923	AR4265911	AR4265917	AR4265918
USB A+C	AR4264301	AR4264306	AR7364322	AR7364323	AR4264311	AR4264317	AR4264318
USB C+C	AR4264401	AR4264406	AR7364422	AR7364423	AR4264411	AR4264417	AR4264418
Empty floor outlet – device not included. Compatible with Legrand Mosaic.	AR4250001	AR4250006	AR4250022	AR4250023	AR4250011	AR4250017	AR4250018

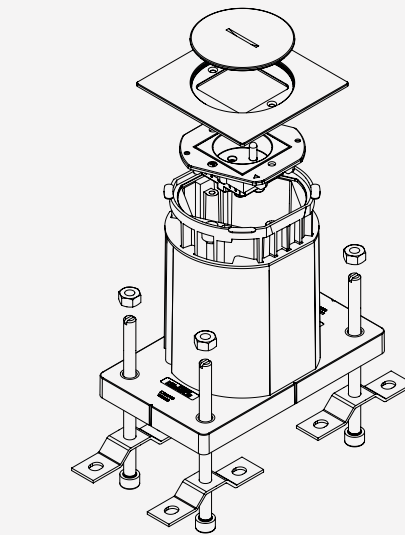
Level Support

Design by Lithoss Design Studio



This new tool helps you install your ARPI IP66 at the right height and level with the ground. Only for indoor use. For ARPI TAIL and ARPI IP66.


Adjustable on two levels and between heights of 140mm and 280mm.



AR73000


NEW

Demo Level support

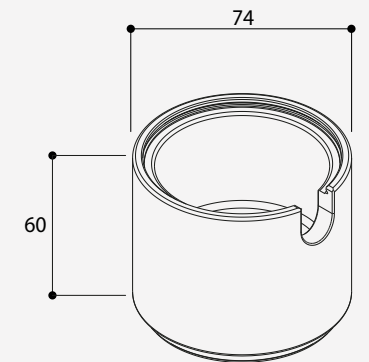


Aqua Seal

Design by Lithoss Design Studio




Thanks to the Arpi Aqua Seal, you can now assure the Arpi floorsockets of an IP66 value below the cable supply. You can safely leave the plug and cord plugged in and aesthetically seal it with the decorative cover that comes with the socket.



Technical guide

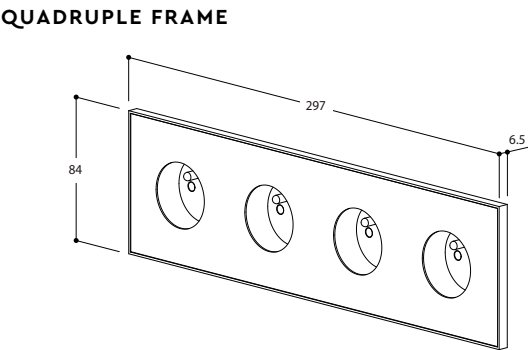
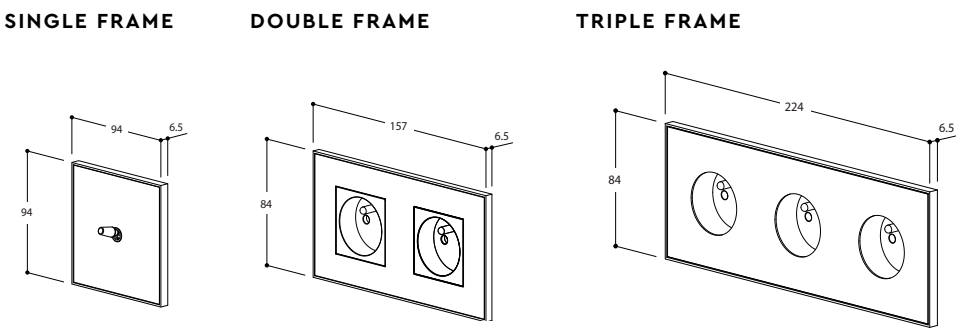
1. Dimensions	100
2. Compatible wall boxes	102
3. Combinations	110
4. Printing / engraving symbols	112

Please contact us to obtain a complete technical guide : info@lithoss.com
Technical sheets you can find on our website : www.lithoss.com

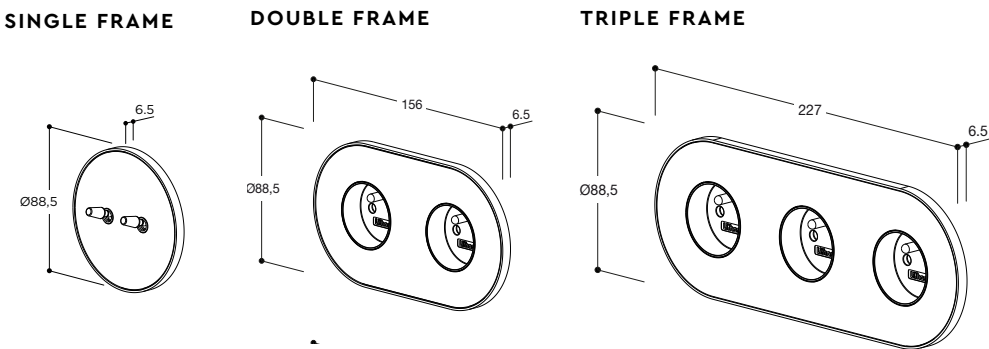


1. Dimensions

Cockpit,
Select,
Illume,
Squares,
Dimmer,
Void
Pixel

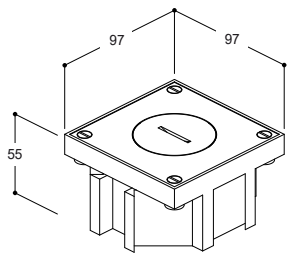


Circum

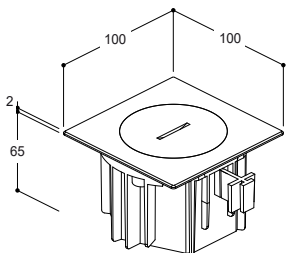


Already a fan of our Circum? It's available in the following collections:
Cockpit, Select, Squares, Dimmer, Void and Luminaires

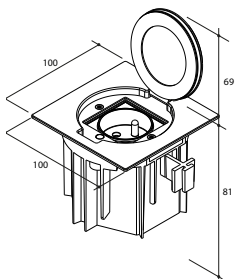
Arpi IP64



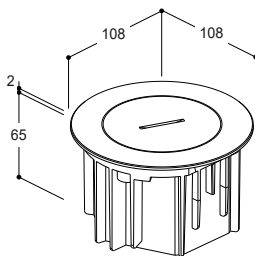
IP66



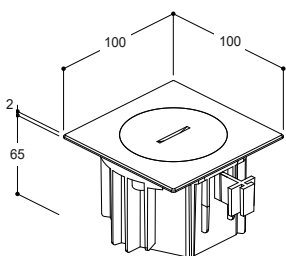
ARPI TAIL SQUARE



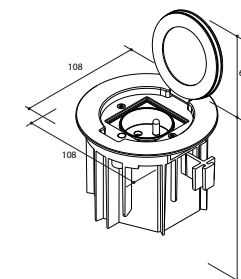
ARPI ROUND



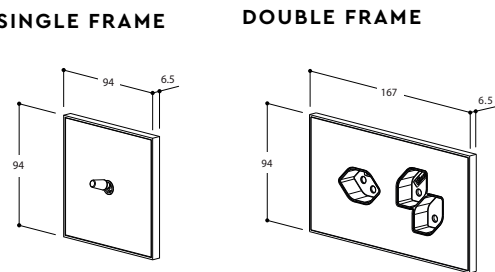
ARPI UK



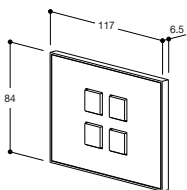
ARPI TAIL ROUND



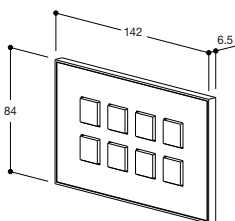
Helvetica



Opera

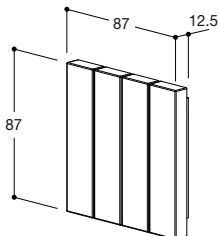


Britannica



Aesteem

SINGLE FRAME

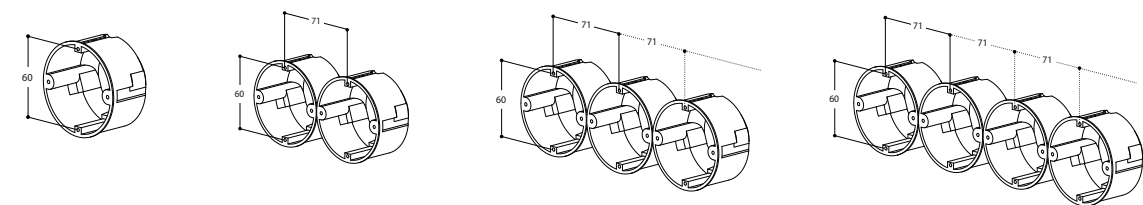


2. Compatible wall boxes Installation guidelines

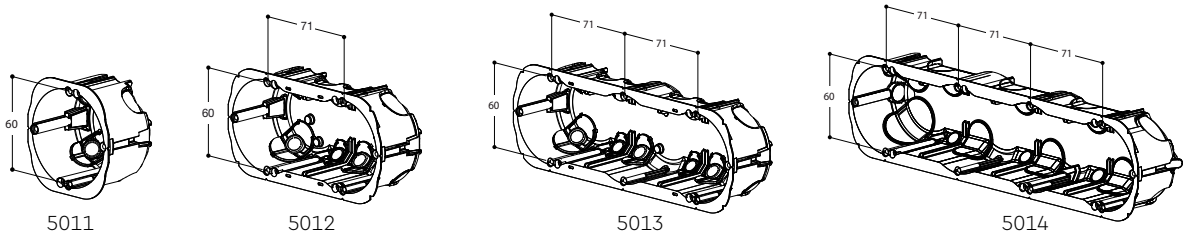
Wallboxes

Lithoss switches and sockets should be installed on wall boxes with screws (screw distance: 60mm). Below you will find an overview of possible combinations. For other European standards check compatible wall boxes on pages 90 – 95.

INSTALLATION ON ROUND WALL BOXES (STANDARD)

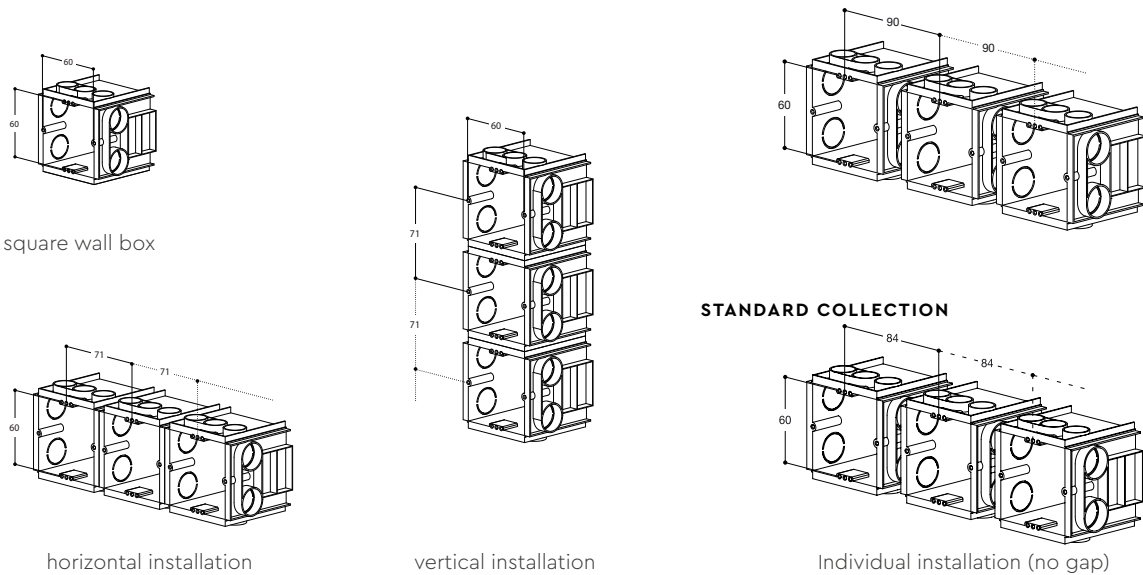


INSTALLATION ON ROUND WALL BOXES (O-RANGE)

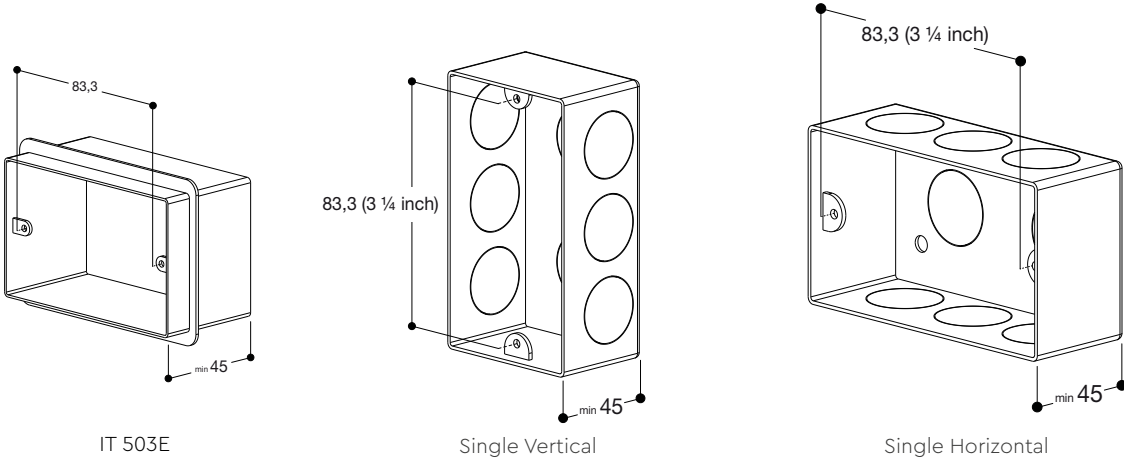


INSTALLATION ON SQUARE WALL BOXES

Not applicable for Circum: see compatible wall boxes on pages 90–91

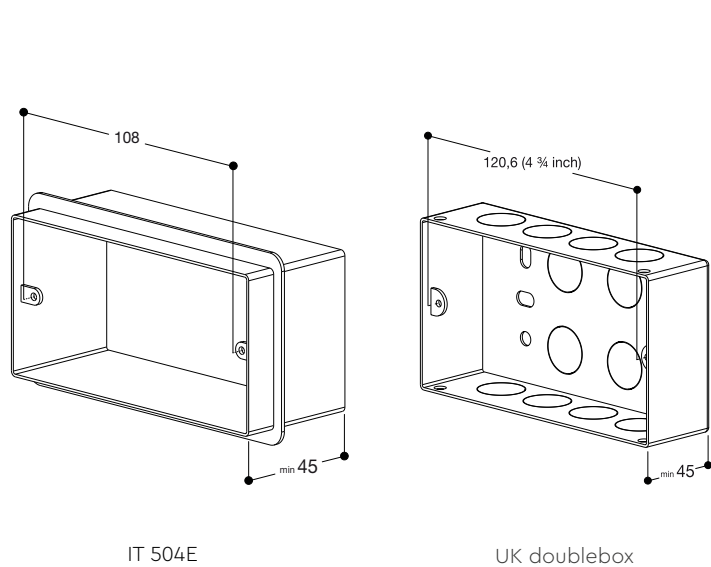


OPERA & US

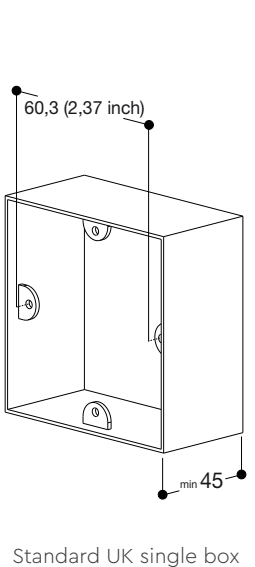


Ask for our Italian standard solutions : IT 505E / 506E

BRITANNICA



STANDARD



2. Compatible wall boxes

Reference	Manufacturer	Series	Modules	Application	Size / Dia	Depth
"1055-xx 1056-xx"	Kaiser	nvt	1	Wallbox	60	46
"1555-xx 1556-xx"	Kaiser	nvt	1	Wallbox	60	60
1069-xx	Kaiser	nvt	1	Wallbox	110 × 71	49
1068-xx	Kaiser	nvt	1	Wallbox	149 × 69	60
1656-xx	Kaiser	nvt	2	Wallbox	135×69	40
1656-21	Kaiser	nvt	2	Wallbox	150×64	65
205	Helia	nvt	1	Hollow partitions	70	45
275	Helia	nvt	1	Wallbox	60 × 60	50
276	Helia	nvt	1	Wallbox	60 × 60	65
750	Helia	nvt	1	Wallbox	60 × 60	50
752	Helia	nvt	1	Wallbox	60 × 60	50
760	Helia	nvt	1	Wallbox	60 × 60	65
7500	Helia	Q-series	1	Wallbox	60 × 60	50
7650	Helia	Q-series	1	Wallbox	60 × 60	65
450	Helia	nvt	1	Wallbox	71 × 71	45
3215	Helia	nvt	1- ∞	Wallbox	63	44
4215	Helia	nvt	1- ∞	Wallbox	63	62
662	Kaiser	nvt	SB3MT	"Wallbox Hollow partitions"	100 × 60	52
663	Kaiser	nvt	SB4MT	"Wallbox Hollow partitions"	121 × 60	52
9×61-xx	Kaiser	nvt	1	Hollow partitions	68	35
9×63-xx	Kaiser	nvt	1	Hollow partitions	68	47
9×64-xx	Kaiser	nvt	1	Hollow partitions	68	68
9×62-xx	Kaiser	nvt	2	Hollow partitions	68	47
9062-94	Kaiser	nvt	2	Hollow partitions	68	75
9463-xx	Kaiser	nvt	1	Hollow partitions	74	40
9464-xx	Kaiser	nvt	1	Hollow partitions	74	50
5011	Helia	O-series	1	Hollow partitions	68	47
5012	Helia	O-series	2	Hollow partitions	2 × 68	47
5013	Helia	O-series	3	Hollow partitions	3 × 68	47

NEW

Reference	Lithoss Circum Compati- bility	Select / Squares USB		Void Square								
			Illume	Frame A (Bticino)	Frame B (L/H/P)	Frame C (Vimar)	Cockpit	KNX	Void Round NXT	AEsteem	Britannica	Opera
"1055-xx 1056-xx"	•	•	•	•*	•*		•	•	•	•		
"1555-xx 1556-xx"	•	•	•	•*	•*		•	•		•		
1069-xx	•	•	•		•*		•	•	•	•		
1068-xx	•	•	•	•*	•*		•	•	•	•		
1656-xx	•	•	•					•				
1656-21	•	•	•	•*	•*		•	•	•	•		
205												
275		•	•	•*	•*	•*	•	•	•	•		
276		•	•	•*	•*	•*	•	•	•	•		
750		•	•	•*	•*	•*	•	•	•	•		
752		•	•	•*	•*	•*	•	•	•	•		
760		•	•	•*	•*	•*	•	•	•	•		
7500		•	•	•*	•*	•*	•	•	•	•		
7650		•	•	•*	•*	•*	•	•	•	•		
450	•	•	•	•*	•*	•*	•	•	•	•		
3215	•	•	•	•*			•	•		•		
4215	•	•	•	•			•	•		•		
662												•
663											•	
9×61-xx	•	•	•	•*	•*	•*						
9×63-xx	•	•	•	•*	•*	•*	•	•	•	•		
9×64-xx	•	•	•	•*	•*	•*	•	•	•	•		
9×62-xx	•	•	•	•*	•*	•*	•	•	•			
9062-94	•	•	•	•*	•*	•*	•	•	•			
9463-xx	•	•	•	•*	•*	•*		•	•	•		
9464-xx	•	•	•	•*	•*	•*	•	•	•	•		
5011	•	•	•	•*	•*		•	•	•	•		
5012	•	•	•	•*	•*		•	•	•			
5013	•	•	•	•*	•*		•	•	•			

*= Depending on module depth
Important: Technical data is subject to change without notice. Please check our website for latest information.

2. Compatible wall boxes

Reference	Manufacturer	Series	Modules	Application	Size / Dia	Depth
5014	O-series	O-series	4	Hollow partitions	4 × 68	47
80140	Batibox	Batibox	1	Wallbox	32×70	40
80131	Batibox	Batibox	1	Wallbox	70×70	30
80141	Batibox	Batibox	1	Wallbox	70×70	40
80151	Batibox	Batibox	1	Wallbox	70×70	50
80161	Batibox	Batibox	1	Wallbox	70×70	60
80142	Batibox	Batibox	2	Wallbox	145×70	40
80149	Batibox	Batibox	3	Wallbox	115×70	40
80143	Batibox	Batibox	3	Wallbox	215×70	40
80144	Batibox	Batibox	4	Wallbox	285×70	40
89241	Batik	Batik	2	Wallbox	70×70	40
89251	Batik	Batik	2	Wallbox	70×70	50
89261	Batik	Batik	2	Wallbox	70×70	60
80185	Batibox	Batibox	1	Wallbox	75×75	40
80155	Batibox	Batibox	-	Wallbox		50
80021	Batibox Energy	Batibox Energy	1	Hollow partitions	67	40
80040	Batibox	Batibox	2	Hollow partitions		40
49341	Batibox	Batibox	1	Hollow partitions	65	40
80041	Batibox	Batibox	1	Hollow partitions	67	40
80051	Batibox	Batibox	1	Hollow partitions	67	50
80061	Batibox	Batibox	1	Hollow partitions	67	60
80049	Batibox	Batibox	2	Hollow partitions		40
80042	Batibox	Batibox	2	Hollow partitions	138×67	40
80052	Batibox	Batibox	2	Hollow partitions	138×67	50
80043	Batibox	Batibox	3	Hollow partitions	208×67	40
80053	Batibox	Batibox	3	Hollow partitions	208×67	50
80044	Batibox	Batibox	4	Hollow partitions	278×67	40
80054	Batibox	Batibox	4	Hollow partitions	278×67	50
89352	Batibox	Batibox	2	Hollow partitions	122×67	50

NEW

Reference	Lithoss Circum Compati- bility	Select / Squares USB		Void Square								
			Illume	Frame A (Bticino)	Frame B (L/H/P)	Frame C (Vimar)	Cockpit	KNX	Void Round NXT	AEsteem	Britannica	Opera
5014	•	•	•	• *	• *		•	•	•			
80140												
80131	•											
80141	•	•	•	• *	• *	• *	•	•	•	•		
80151	•	•	•	• *	• *	• *	•	•	•	•		
80161	•	•	•	• *	• *	• *	•	•	•	•		
80142	•	•		• *	• *	• *		•	•			
80149	•											•
80143	•	•		• *	• *	• *		•				
80144	•	•		• *	• *	• *		•				
89241		•	•	• *	• *	• *		•		•		
89251		•	•	• *	• *	• *	•	•	•	•		
89261		•	•	• *	• *	• *	•	•	•	•		
80185												
80155												
80021	•	•	•									
80040												
49341	•	•	•		• *	• *		•	•			
80041	•	•	•	• *	• *	• *		•	•			
80051	•	•	•	• *	• *	• *	•	•	•	•		
80061	•	•	•	• *	• *	• *	•	•	•	•		
80049												
80042	•	•		• *	• *	• *	•	•	•			
80052	•	•		• *	• *	• *	•	•	•			
80043	•	•		• *	• *				•			
80053	•	•		• *	• *		•	•	•			
80044	•	•		• *	• *				•			
80054	•	•		• *	• *		•	•	•			
89352												

*= Depending on module depth
Important: Technical data is subject to change without notice. Please check our website for latest information.

2. Compatible wall boxes

Reference	Manufacturer	Series	Modules	Application	Size / Dia	Depth
98353	Batibox	nvt	3	Hollow partitions		50
89348	Batibox	nvt	1	Hollow partitions	85	40
89358	Batibox	nvt	1	Hollow partitions	85	50
89224	nvt	nvt	1	Hollow partitions	67	40
B45	nvt	nvt	1	Wallbox	60 × 60	45
B65	nvt	nvt	1	Wallbox	60 × 60	65
2660	nvt	nvt	1	Hollow partitions	68	65
2661	nvt	nvt	1	Hollow partitions	68	45
2663	nvt	nvt	2	Hollow partitions	68	45
2664	nvt	nvt	3	Hollow partitions	68	45
2665	nvt	nvt	4	Hollow partitions	68	45
S57/100	Flexi 20	nvt	1	Wallbox	71	57
S57/Dobbel	Flexi 20	Q-series	2	Wallbox	71	57
E107M25	FM Device socket	Q-series	1- ∞	Wallbox	65	64
UP20	FM Device socket	nvt	2	Wallbox	71	62
UP30	FM Device socket	nvt	3	Wallbox	71	62
UP40	FM Device socket	nvt	4	Wallbox	71	62
KP 68	KP	nvt	1- ∞	Wallbox	71	42
KPR 68	KPR	nvt	1- ∞	Wallbox	71	64
KP 68/D	KP	nvt	1- ∞	Wallbox	72×72	43
KPR 68/D	KPR	nvt	1- ∞	Wallbox	72×72	68
KP 67/2	KP	nvt	1- ∞	Wallbox	67	43
KP 64/2	KP	nvt	2	Wallbox	68	43
KP 64/3	KP	nvt	3	Wallbox	68	43
KP 64/4	KP	nvt	4	Wallbox	68	43
KPL 64-50/LD	KPL	nvt	1	Hollow partitions	68	47
KPL 64-50/2LD	KPL	O-series	2	Hollow partitions	68	47
KPL 64-50/3LD	KPL	O-series	3	Hollow partitions	68	47
KPL 64-50/4LD	KPL	O-series	4	Hollow partitions	68	47

NEW

Reference	Lithoss Circum Compati- bility	Select / Squares USB		Void Square								
			Illume	Frame A (Bticino)	Frame B (L/H/P)	Frame C (Vimar)	Cockpit	KNX	Void Round NXT	AEsteem	Britannica	Opera
98353												
89348												
89358												
89224	•	•	•	•*	•*		•	•	•	•		
B45		•	•	•*	•*	•*	•	•	•	•		
B65		•	•	•*	•*	•*	•	•	•	•		
2660	•	•	•	•*	•*	•*	•	•	•	•		
2661	•	•	•	•*	•*	•*	•	•	•	•		
2663	•	•		•*	•*	•*	•	•	•			
2664	•	•		•*	•*	•*	•	•	•			
2665	•	•		•*	•*	•*	•	•	•			
S57/100	•	•	•	•*	•*	•	•	•	•	•		
S57/Dobbel	•	•		•*	•*	•	•	•	•	•		
E107M25	•	•	•	•*			•	•		•		
UP20	•	•		•*	•*	•*	•	•	•	•		
UP30	•	•		•*	•*	•*	•	•	•	•		
UP40		•		•*	•*	•*	•	•	•	•		
KP 68	•	•	•	•*	•*	•*	•	•	•	•		
KPR 68	•	•	•	•*	•*	•*	•	•	•	•		
KP 68/D	•	•	•	•*	•*	•*	•	•	•	•		
KPR 68/D	•	•	•	•*	•*	•*	•	•	•	•		
KP 67/2	•	•	•	•*	•*	•*	•	•	•	•		
KP 64/2	•	•		•*	•*	•*	•	•	•	•		
KP 64/3	•	•		•*	•*	•*	•	•	•	•		
KP 64/4		•		•*	•*	•*	•	•	•	•		
KPL 64-50/LD	•	•	•	•*	•*	•*	•	•	•	•		
KPL 64-50/2LD	•	•		•*	•*	•*	•	•	•	•		
KPL 64-50/3LD	•	•		•*	•*	•*	•	•	•	•		
KPL 64-50/4LD		•		•*	•*	•*	•	•	•	•		


*= Depending on module depth
Important: Technical data is subject to change without notice. Please check our website for latest information.

3. Combinations

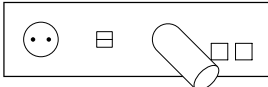
Productgroup (zz)		Module type (yy)			
Family	Code	Technology	Code 1	Type	Code 2
		None (void, dimmer, luminaires)	0	Blind	0
Select	Ni	250V 2-way (Cockpit, Opera, Britannica, Circum)	1	1T (Select, Squares) / 1C (Cockpit)	1
		250V Shutter (Cockpit, Opera, Britannica, Circum)	2	2T (Select, Squares) /2C (Cockpit)	2
Cockpit	Co	24V-250V push button (Select, Squares, Cockpit, Opera, Britannica, Circum)	3	3T (Select, Squares)	3
Squares	Sq	250V 2-way + neon (Cockpit, Opera, Britannica, Circum)	4	4T (Select, Squares)	4
Void	Vo	250V Shutter + neon (Cockpit, Opera, Britannica, Circum)	5	Bticino frame (void square)	A
Dimmer	Dm	24V-250V Push button + neon (Cockpit, Opera, Britannica, Circum)	6	L/H/P frame (void square)	B
Circum Select	CN	24V Push button + led white (Select, Squares, Opera, Britannica, Illume, Circum)	7	Vimar frame (void square)	C
Circum Cockpit	CC	24V Push button + led amber (Select, Squares, Opera, Britannica, Illume, Circum)	8	Dimmer 1-10V	D
Circum Squares	CS	24V + feedback RGB led (Aesteem)	9	Bticino LHP Vimar frame (void square)	E
Circum Void	CV	Teleruptor (Select, Squares, Opera, Britannica, Circum, 1T only)	A	Flex (luminaires)	F*
Circum Dimmer	CD	Domintell (Select, Squares, Opera, Britannica)	D	(2700 K) Gatekeeper (luminaires)	G
		24V Push button + led blue (illume)	E	Socket Round White EU (void round NXT)	H
Britannica Select	BN	24V Push button + led red (illume)	F	Socket Round Black EU (void round NXT)	I
Britannica Cockpit	BC	24V + orientation RGB led (Aesteem)	G	Socket Round White FR-BE (void round NXT)	J
Britannica Squares	BS	24V + orientation & feedback RGB led (Aesteem)	H	Dimmer KNX	K
Britannica Void	BV	Qbus+RGB LED NXT (Select, Squares, Cockpit, Opera, Britannica, Circum)	I	Socket Round Black FR-BE (void round NXT)	L
Britannica Dimmer	BD	Qbus+RGB LED+TEMP NXT (Select, Squares, Cockpit, Opera, Britannica,Circum)	L	(2700 K) Microscoop (luminaires)	M*
		Void MK (void)	M	(2700 K) Nobel (luminaires)	N*
Opera Select	ON	Void 3MT (void)	N	Nightguide (luminaires)	O
Opera Cockpit	OC	Void 4MT (void)	O	Dimmer universal	P
Opera Squares	OS	250V cross (Cockpit, Opera, Britannica, Circum, 1C only)	P	(3000 K) Q lite (luminaires)	S
Opera Void	OV	KNX NXT (led & temp sensor) (Select, Squares, Opera, Britannica, Circum)	S	USB A (void)	U
Opera Dimmer	OD	Casambi (Select, Squares, Opera, Britannica, Circum)	T	USB A+C (void)	U1
				UTP (void)	U8
Helvetica Select	HN			2UTP (void)	U9
Helvetica Cockpit	HC			USB C+C (void)	U2
Helvetica Squares	HS			Berrier Junior Swivel A (Luminaire)	VB1
Helvetica Void	HV			Casambi Tunable white (Dmmer)	VD1
Helvetica Dimmer	HD			Casambi RGBW (Dimmer°	VD2
Aesteem	AE				

First 2 letters : name of Collection switch
or first 2 letters Vo for combinations of sockets only

Available colours lighting fixture
* Copper with Textured black Focus
*Textured white RAL9010
*Textured black
*Anodic Brown
*Anodic Bronze



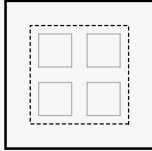
01 STAINLESS STEEL



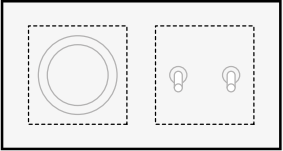
EXAMPLE

Sq0LOU0M3201 in Stainless Steel.

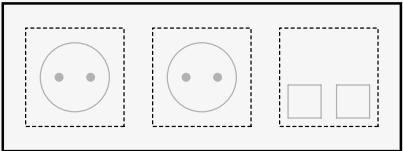
Feel free to make your own combinations
by selecting from the configurations above.



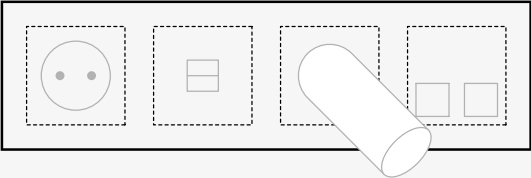
zz yy xx



zz y₁y₁ y₂y₂ xx



zz y₁y₁ y₂y₂ y₃y₃ xx



zz y₁y₁ y₂y₂ y₃y₃ y₄y₄ xx

Finish (xx)						
Colours	Code	Select	Cockpit	Squares	Illume	Dimmer
Stainless Steel	01	•		•	•	•
Matt White RAL9010	02	•	•	•	•	•
Gunpowder Black (Fusain)	03	•		•	•	•
Brushed Brass	06	•		•	•	•
Chrome	08	•			•	
Nickel	09	•	•		•	•
Textured White RAL9010	13	•		•	•	•
Textured Black RAL9011	14	•	•	•	•	•
Bronze Antique	17	•	•		•	
Matt Black RAL9011	18	•		•	•	
Tin Antique	19	•			•	•
Brass Antique	20	•			•	•
Bicolour RAL9010 + RAL9011	28	•			•	
Copper	29	•		•	•	•
Stainless Steel + Textured Black	30		•			
Textured Black + Nickel	32		Knurl			Knurl
Brushed Brass + Textured Black	33		•			
Copper + Textured Black	34		•			
Matt White + Textured Black	35		•			•
Textured Black + Brushed Brass	36		Knurl			
Brushed Brass	37		Knurl			Knurl
Stainless Steel + Nickel	38		Knurl			Knurl
Bronze Antique	39		Knurl			
Brass Antique	40		•			
Gunpowder Black (Fusain)	41		•			
Tin Antique + Textured Black	42		•			
Nickel	43		Knurl			Knurl
Anodic Bronze	44					
Anodic Brown	45					
Textured Black + Brass	46		Knurl			Knurl
Matt Black RAL9011	50		Knurl			Knurl
Textured Black	51		Knurl			Knurl
Gunpowder Black	52		Knurl			Knurl
Gunpowder Black	53					
Brushed Gold Ano	63		Knurl			Knurl
Brushed Titanium Ano	64		Knurl			Knurl
Brushed Bronze Ano	65		Knurl			Knurl

4. Printing / engraving symbols

To personalize our switches, text (in the language of your choice) or symbols can be printed or engraved on the button and/or coverplate. These symbols can be printed via a special silk-screen process. The colour of the print depends on the chosen finish, for example a silver symbol on a gunpowder black coverplate. A true added value to our products is laser engraving so you don't only see the strength and quality of our products, you also feel them. By choosing the correct laser setting you can burn the surface locally in order to obtain a discrete black symbol or laser deeper to make the symbol appear in the base material. Other symbols can be printed or engraved when quality images are supplied.

Engraving our buttons and plates reveals following surface colour:
Stainless Steel / Nickel / Brushed brass / Copper / Tin Antique : black
Bronze Antique / Brass Antique : brass
Gunpowder Black : red copper
Ano colours : grey

Engraving following plates reveals following surface colour:
Matt White / Textured White : black
Matt Black / Textured Black / Anodic Brown / Anodic Bronze : light grey

Engraving following buttons (Select) reveals following surface colour:
Matt White / Textured White / Matt Black / Textured Black / Anodic Brown / Anodic Bronze : brass



- 

1
raise temperature
- 

2
lower temperature
- 

3
wine cellar
- 

4
plasma tv
- 

5
dining room
- 


6
cd
- 


7
dvd
- 


8
sprinklers
- 


9
garage closed
- 


10
garage open


- 


11
kitchen
- 


12
power standby
- 


13
sunny mode
- 


14
armed
- 

15
curtains closed
- 


16
curtains open
- 


17
doorbell
- 


18
spa
- 


19
vacation
- 


20
babysit


- 


21
garden lights
- 


22
tennis court
- 


23
1 light
- 


24
2 lights
- 

25
3 lights
- 

26
4 lights
- 


27
5 lights
- 

28
6 lights
- 


29
7 lights
- 


30
8 lights

- 

31
music source
- 

32
night mode
- 

33
gate closed
- 


34
gate open
- 

35
table lamp
- 


36
cloudy mode
- 


37
mp3
- 


38
radio
- 


39
mute
- 


40
fireplace


- 


41
pool room
- 


42
elevator
- 


43
fast forward
- 


44
rewind
- 

45
index fast forward
- 

46
index rewind
- 

47
stores closed
- 

48
stores open
- 

49
play
- 

50
stop

- 

51
left
- 

52
right
- 

53
up
- 

54
down
- 

55
patio
- 

56
study
- 

57
25%
- 

58
50%
- 

59
75%
- 

60
100%

- 

61
volume up
- 

62
volume down
- 

63
all lights off
- 

64
all lights on
- 

65
floor lamp
- 

66
bathroom
- 

67
bedroom
- 

68
dog
- 

69
fan
- 

70
swimming pool

- 


71
leave
- 

72
home
- 


73
sauna
- 

74
bar
- 

75
living room
- 

76
home cinema
- 

77
airco up
- 

78
airco down
- 

79
master off
- 

80
master on

*laser engraving not available for Chrome.
*our finishings are artisanal thus slight differences can occur when laser engraving.
Important: Silk-screen printing not available for Chrome and Textured finishes!

Lithoss

Lithoss Belgium

Moortelmeers 23 • 8740 Pittem
tel +32 (0)56 48 15 98
info@lithoss.com • www.Lithoss.com

Updated brochure Spring 2025

All rights reserved.

The information in this catalogue is provided without liability. Lithoss reserves the right to change materials, characteristics and dimensions without prior notice.

Read all instructions carefully. Lithoss general conditions of sale apply.

Lithoss shall not be held liable for any discrepancies between the illustrations or descriptions given and the actual product neither for any misprints and/or typing errors.

We took the liberty of editing some images to give you an impression of how our switches improve living, office and other spaces.

Nothing in this catalogue may be reproduced without written permission from Lithoss.

This catalogue supersedes and replaces all previous catalogues.

Concept and creation: Team Lithoss